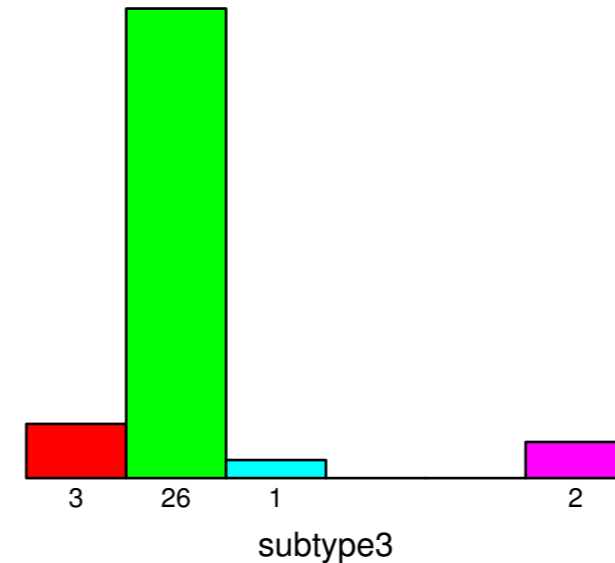
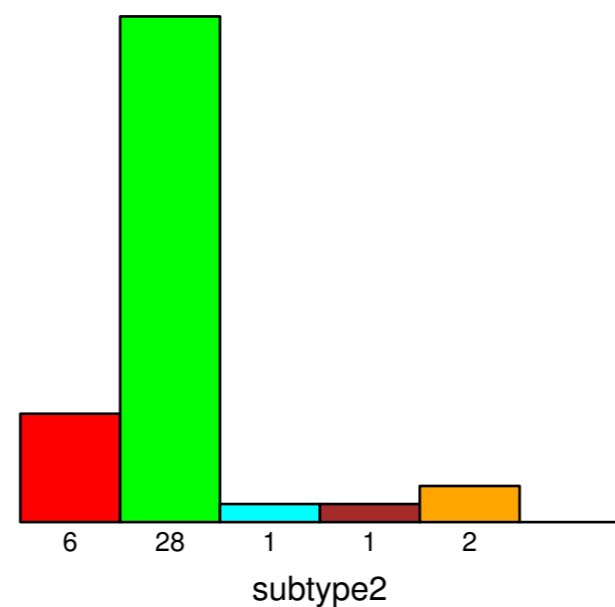
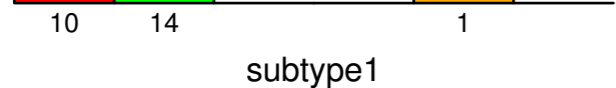


HISTOLOGICAL.TYPE

number of cases

25
20
15
10
5
0

- LUNG ADENOCARCINOMA MIXED SUBTYPE
- LUNG ADENOCARCINOMA- NOT OTHERWISE
- LUNG BRONCHIOLOALVEOLAR CARCINOMA I
- LUNG CLEAR CELL ADENOCARCINOMA
- LUNG PAPILLARY ADENOCARCINOMA
- MUCINOUS (COLLOID) ADENOCARCINOMA



Chi-square test P = 0.0939