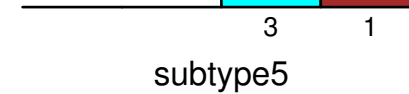
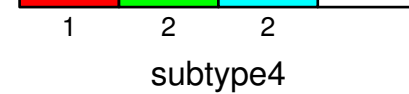
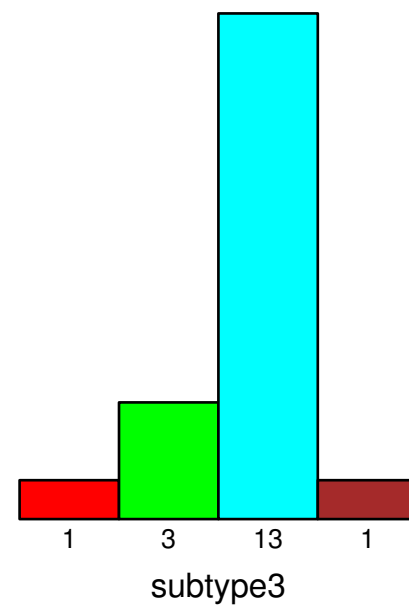
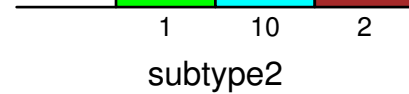
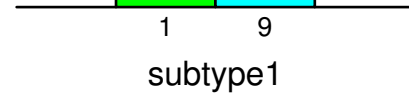


# PATHOLOGY.T.STAGE

number of cases

0  
2  
4  
6  
8  
10  
12



T1  
T2  
T3  
T4

Fisher's exact test P = 0.4