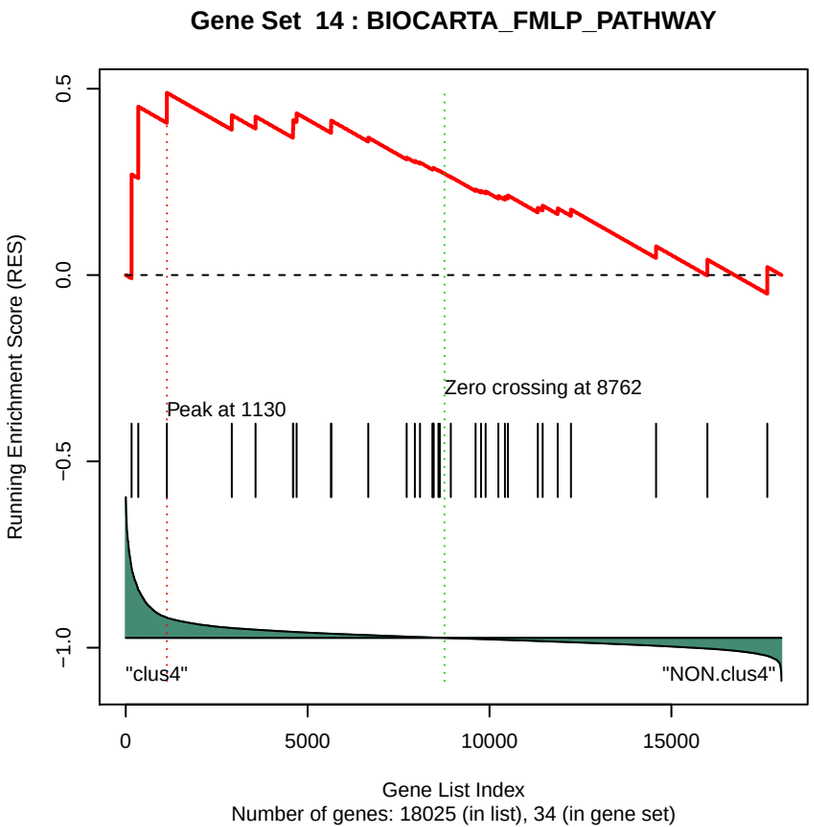
Gene Set 14 : BIOCARTA_FMLP_PATHWAY
Running Enrichment Score (RES)
0.5
0.0
−0.5
−1.0
Peak at 1130
Zero crossing at 8762
"clus4"
"NON.clus4"
0
5000
10000
15000
Gene List Index
Number of genes: 18025 (in list), 34 (in gene set)

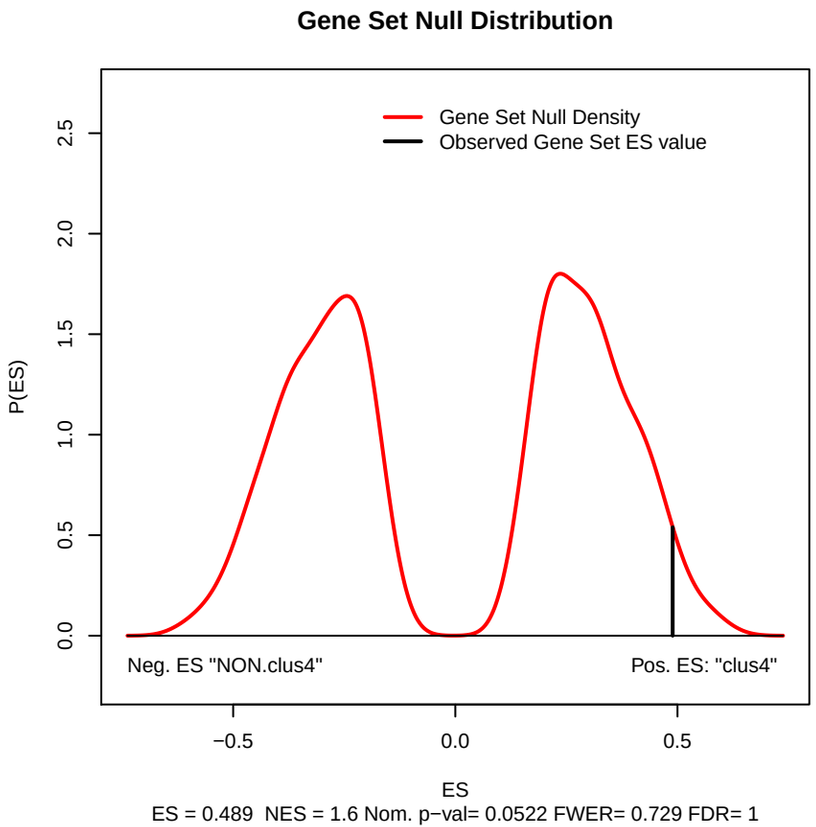
Gene Set Null Distribution
Gene Set Null Density
Observed Gene Set ES value
P(ES)
0.0
0.5
1.0
1.5
2.0
2.5
Neg. ES "NON.clus4"
Pos. ES: "clus4"
−0.5
0.0
0.5
ES
ES = 0.489 NES = 1.6 Nom. p−val= 0.0522 FWER= 0.729 FDR= 1

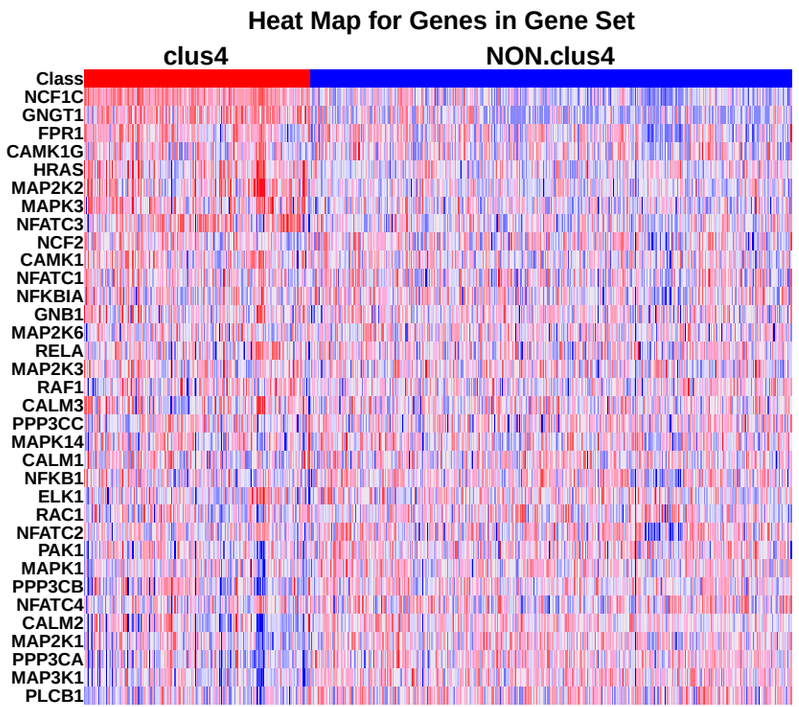
Heat Map for Genes in Gene Set
clus4
NON.clus4
Class
NCF1C
GNGT1
FPR1
CAMK1G
HRAS
MAP2K2
MAPK3
NFATC3
NCF2
CAMK1
NFATC1
NFKBIA
GNB1
MAP2K6
RELA
MAP2K3
RAF1
CALM3
PPP3CC
MAPK14
CALM1
NFKB1
ELK1
RAC1
NFATC2
PAK1
MAPK1
PPP3CB
NFATC4
CALM2
MAP2K1
PPP3CA
MAP3K1
PLCB1