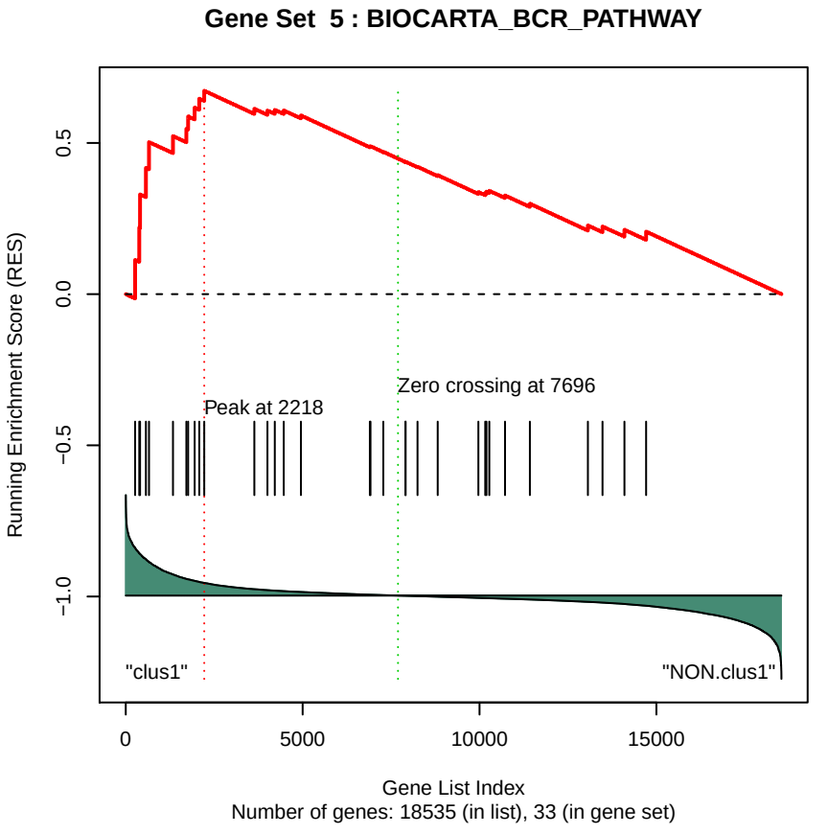
Gene Set 5 : BIOCARTA_BCR_PATHWAY
Running Enrichment Score (RES)
0.5
0.0
−0.5
−1.0
Peak at 2218
Zero crossing at 7696
"clus1"
"NON.clus1"
0
5000
10000
15000
Gene List Index
Number of genes: 18535 (in list), 33 (in gene set)

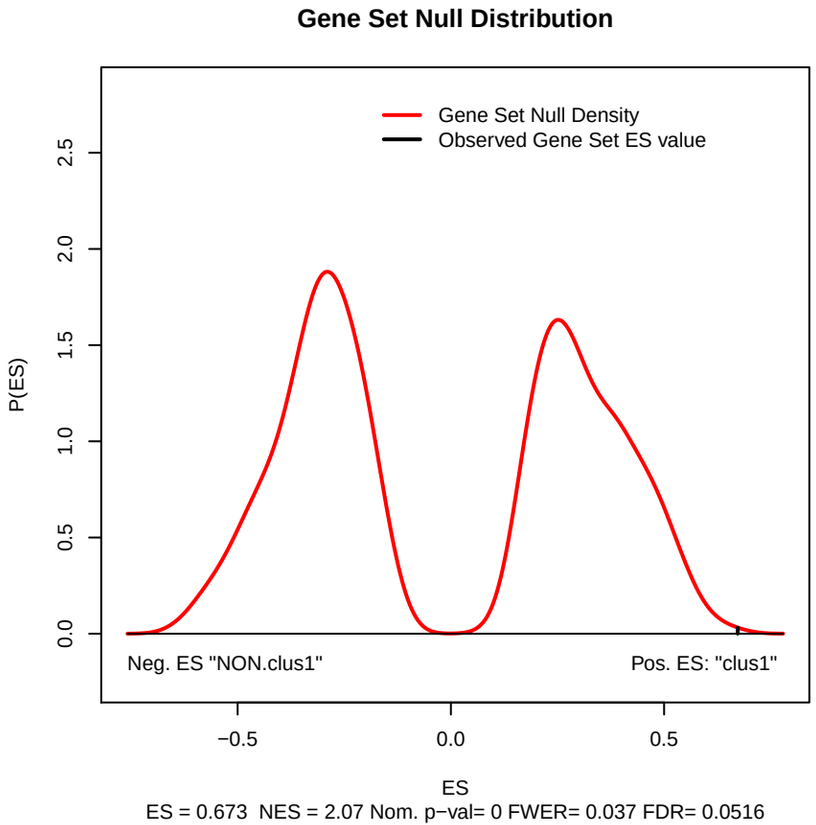
Gene Set Null Distribution
Gene Set Null Density
Observed Gene Set ES value
P(ES)
0.0
0.5
1.0
1.5
2.0
2.5
Neg. ES "NON.clus1"
Pos. ES: "clus1"
−0.5
0.0
0.5
ES
ES = 0.673 NES = 2.07 Nom. p−val= 0 FWER= 0.037 FDR= 0.0516

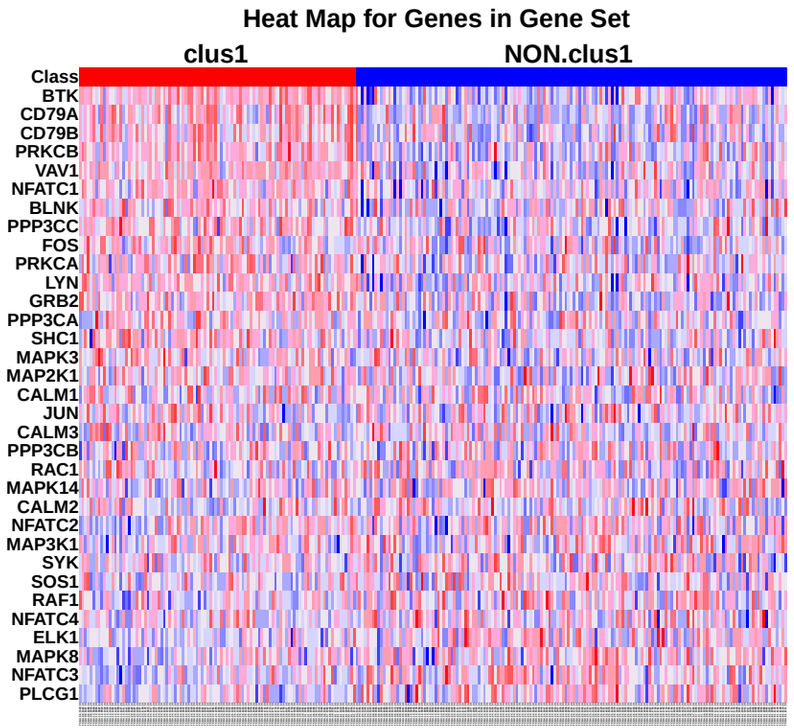
Heat Map for Genes in Gene Set
clus1
NON.clus1
Class
BTK
CD79A
CD79B
PRKCB
VAV1
NFATC1
BLNK
PPP3CC
FOS
PRKCA
LYN
GRB2
PPP3CA
SHC1
MAPK3
MAP2K1
CALM1
JUN
CALM3
PPP3CB
RAC1
MAPK14
CALM2
NFATC2
MAP3K1
SYK
SOS1
RAF1
NFATC4
ELK1
MAPK8
NFATC3
PLCG1