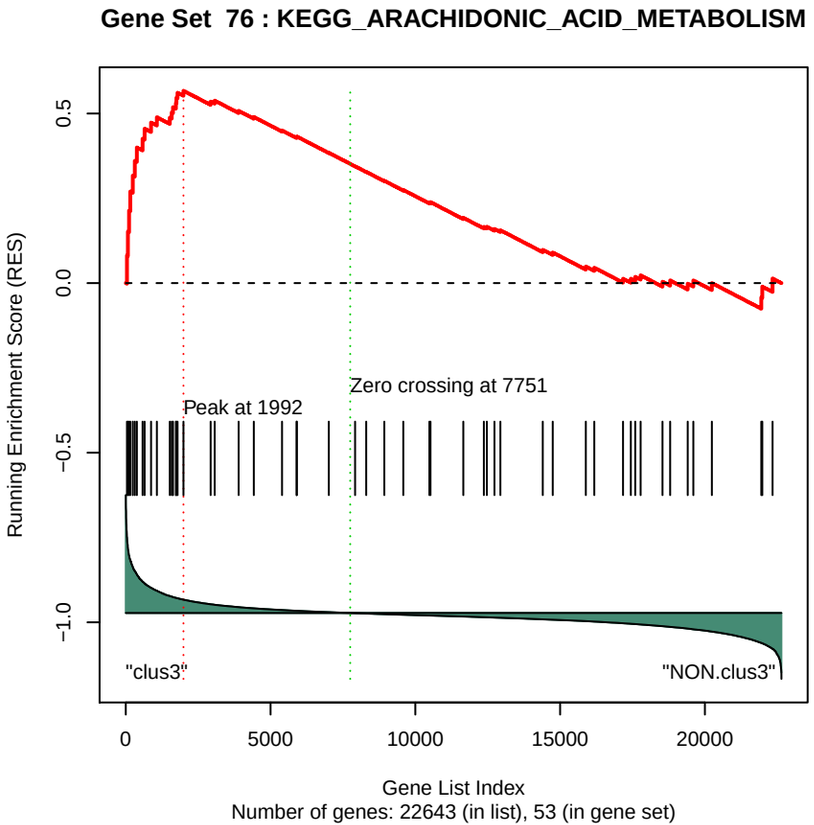
Gene Set 76 : KEGG_ARACHIDONIC_ACID_METABOLISM
Running Enrichment Score (RES)
0.5
0.0
−0.5
−1.0
Peak at 1992
Zero crossing at 7751
"clus3"
"NON.clus3"
0
5000
10000
15000
20000
Gene List Index
Number of genes: 22643 (in list), 53 (in gene set)

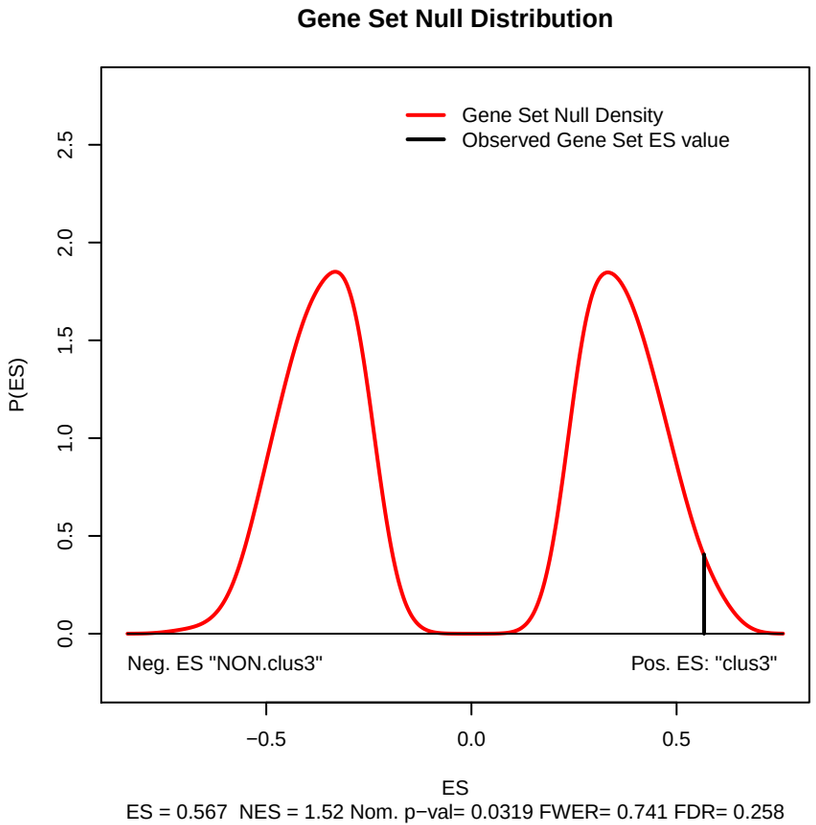
Gene Set Null Distribution
Gene Set Null Density
Observed Gene Set ES value
P(ES)
0.0
0.5
1.0
1.5
2.0
2.5
Neg. ES "NON.clus3"
Pos. ES: "clus3"
−0.5
0.0
0.5
ES
ES = 0.567 NES = 1.52 Nom. p−val= 0.0319 FWER= 0.741 FDR= 0.258

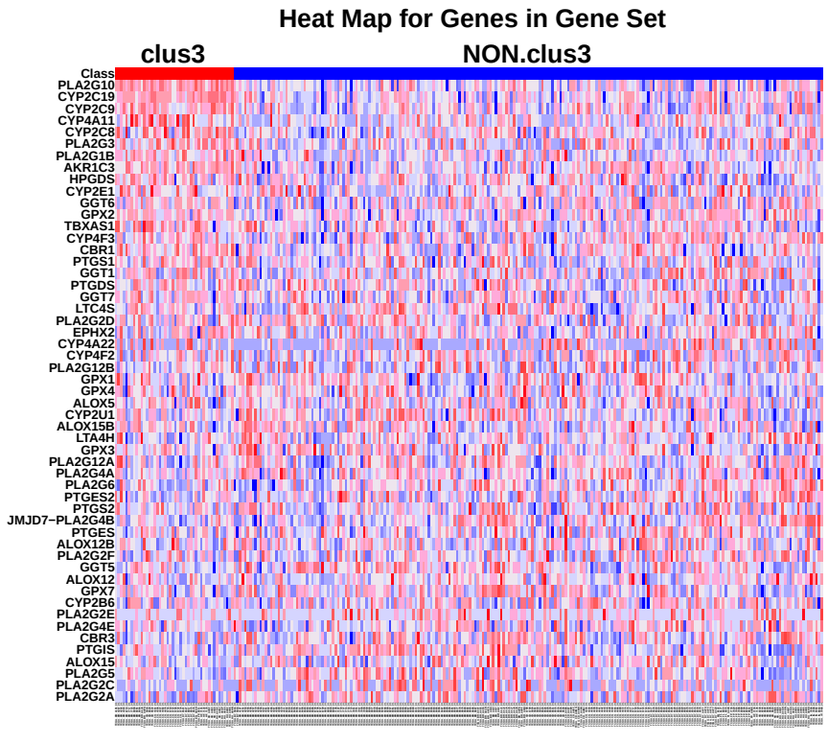
Heat Map for Genes in Gene Set
clus3
NON.clus3
Class
PLA2G10
CYP2C19
CYP2C9
CYP4A11
CYP2C8
PLA2G3
PLA2G1B
AKR1C3
HPGDS
CYP2E1
GGT6
GPX2
TBXAS1
CYP4F3
CBR1
PTGS1
GGT1
PTGDS
GGT7
LTC4S
PLA2G2D
EPHX2
CYP4A22
CYP4F2
PLA2G12B
GPX1
GPX4
ALOX5
CYP2U1
ALOX15B
LTA4H
GPX3
PLA2G12A
PLA2G4A
PLA2G6
PTGES2
PTGS2
JMJD7−PLA2G4B
PTGES
ALOX12B
PLA2G2F
GGT5
ALOX12
GPX7
CYP2B6
PLA2G2E
PLA2G4E
CBR3
PTGIS
ALOX15
PLA2G5
PLA2G2C
PLA2G2A