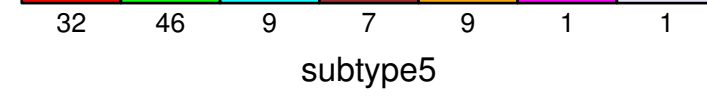
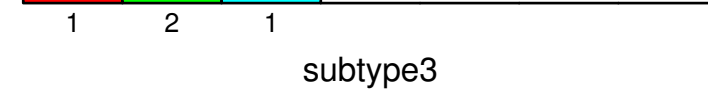
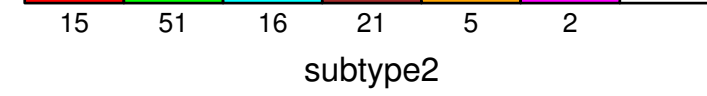
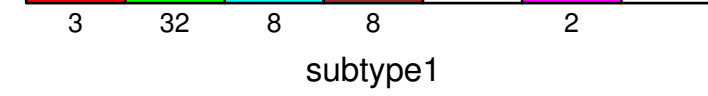


# HISTOLOGICAL\_TYPE

number of cases

50  
40  
30  
20  
10  
0



- STOMACH ADENOCARCINOMA DIFFUSE TYPE
- STOMACH ADENOCARCINOMA NOT OTHERWISE SPECIFIED
- STOMACH INTESTINAL ADENOCARCINOMA NOT OTHERWISE SPECIFIED
- STOMACH INTESTINAL ADENOCARCINOMA TUBULAR
- STOMACH INTESTINAL ADENOCARCINOMA ..MUCINOUS
- STOMACH INTESTINAL ADENOCARCINOMA ..PAPILLARY
- STOMACH ADENOCARCINOMA SIGNET RING TYPE

Fisher's exact test P = 0.00084