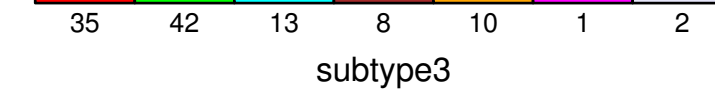
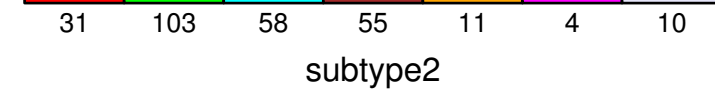
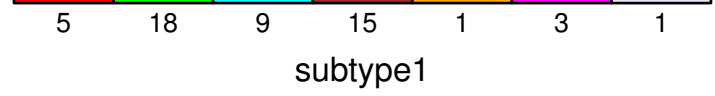


HISTOLOGICAL_TYPE

number of cases

100
80
60
40
20
0

- STOMACH ADENOCARCINOMA DIFFUSE TYPE
- STOMACH ADENOCARCINOMA NOT OTHERWISE SF
- STOMACH INTESTINAL ADENOCARCINOMA NOT OT
- STOMACH INTESTINAL ADENOCARCINOMA TUBULA
- STOMACH INTESTINAL ADENOCARCINOMA ..MUCIN
- STOMACH INTESTINAL ADENOCARCINOMA ..PAPILL
- STOMACH ADENOCARCINOMA SIGNET RING TYPE



Fisher's exact test P = 1e-05