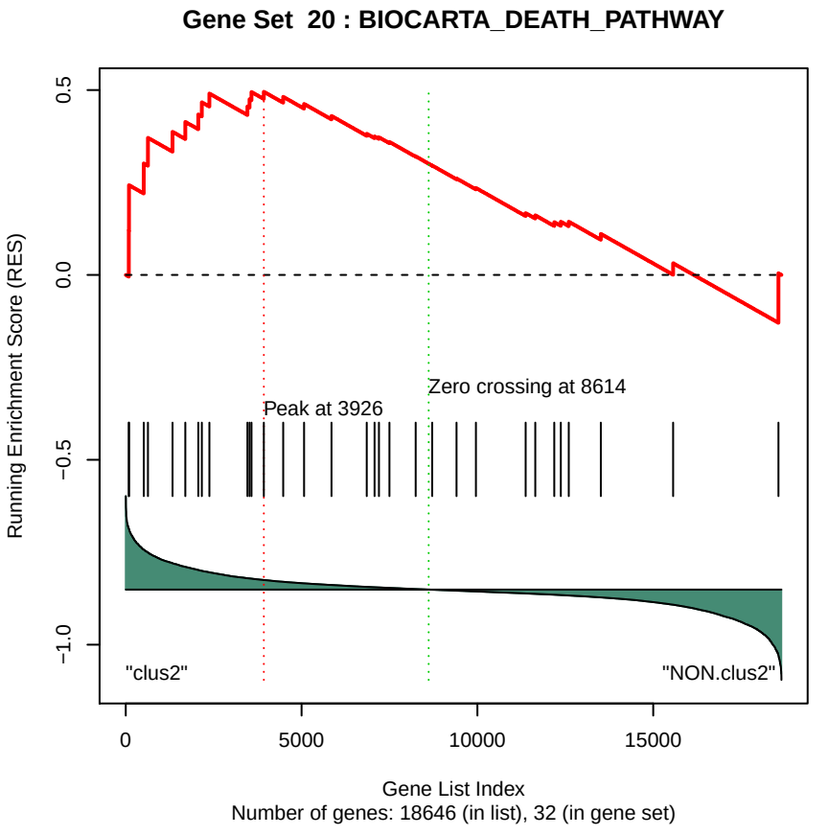
Gene Set 20 : BIOCARTA_DEATH_PATHWAY
Running Enrichment Score (RES)
0.5
0.0
−0.5
−1.0
Peak at 3926
Zero crossing at 8614
"clus2"
"NON.clus2"
0
5000
10000
15000
Gene List Index
Number of genes: 18646 (in list), 32 (in gene set)

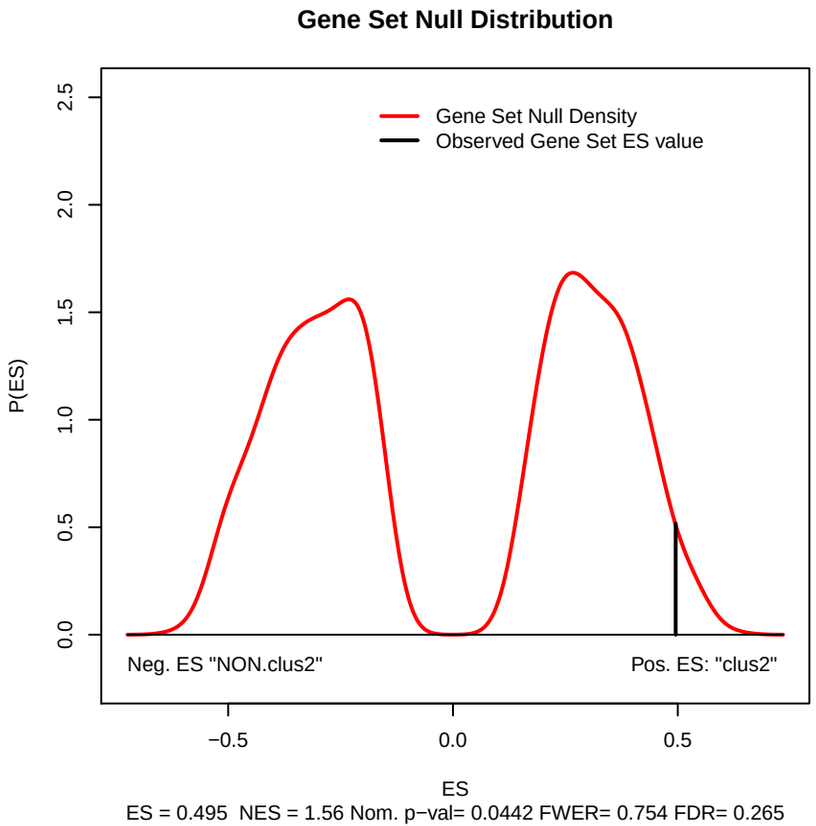
Gene Set Null Distribution
Gene Set Null Density
Observed Gene Set ES value
P(ES)
2.5
2.0
1.5
1.0
0.5
0.0
Neg. ES "NON.clus2"
Pos. ES: "clus2"
−0.5
0.0
0.5
ES
ES = 0.495 NES = 1.56 Nom. p−val= 0.0442 FWER= 0.754 FDR= 0.265

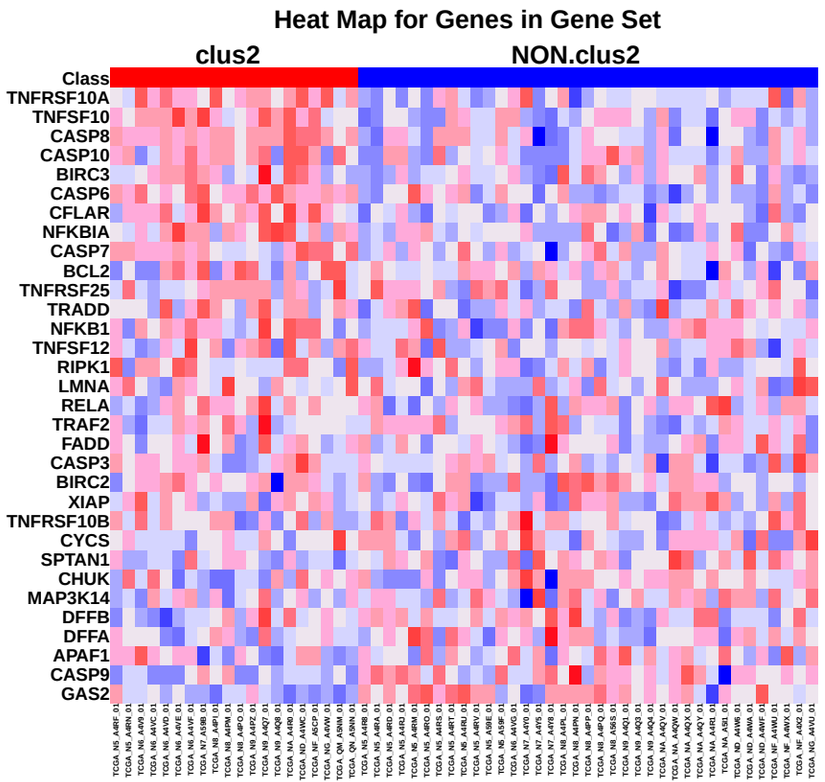
Heat Map for Genes in Gene Set
clus2
NON.clus2
Class
TNFRSF10A
TNFSF10
CASP8
CASP10
BIRC3
CASP6
CFLAR
NFKBIA
CASP7
BCL2
TNFRSF25
TRADD
NFKB1
TNFSF12
RIPK1
LMNA
RELA
TRAF2
FADD
CASP3
BIRC2
XIAP
TNFRSF10B
CYCS
SPTAN1
CHUK
MAP3K14
DFFB
DFFA
APAF1
CASP9
GAS2