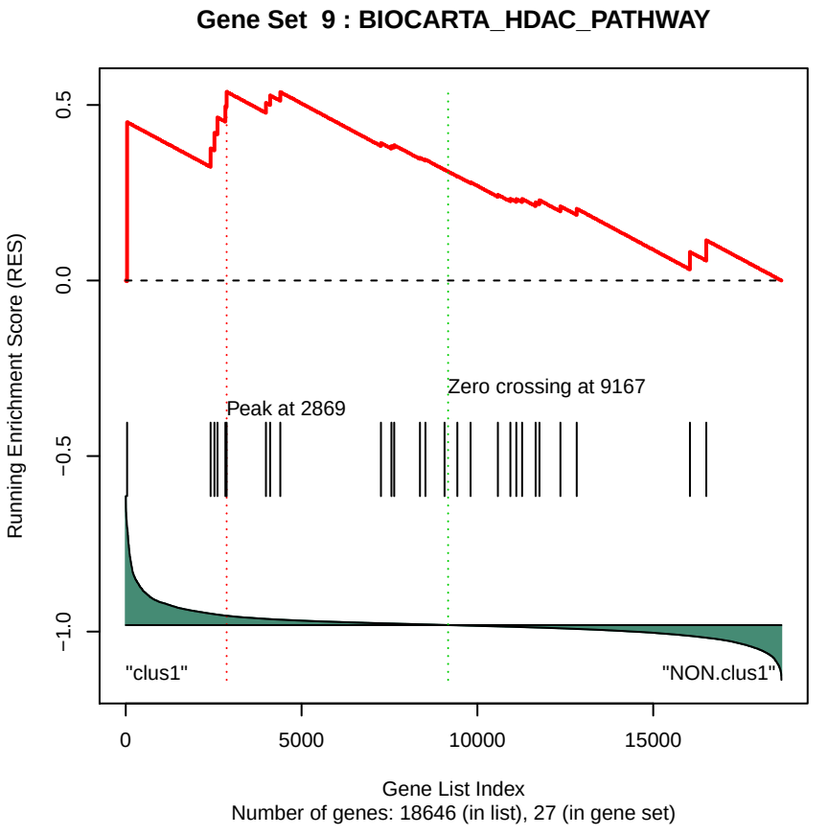
Gene Set 9 : BIOCARTA_HDAC_PATHWAY
Running Enrichment Score (RES)
0.5
0.0
−0.5
−1.0
Peak at 2869
Zero crossing at 9167
"clus1"
"NON.clus1"
0
5000
10000
15000
Gene List Index
Number of genes: 18646 (in list), 27 (in gene set)

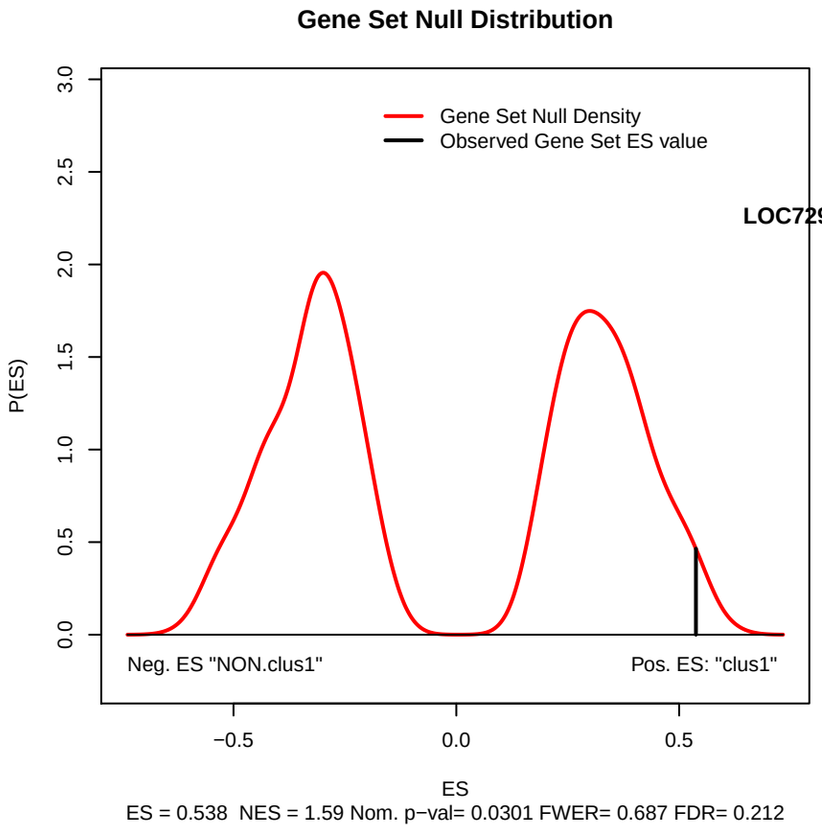
Gene Set Null Distribution
Gene Set Null Density
Observed Gene Set ES value
P(ES)
3.0
2.5
2.0
1.5
1.0
0.5
0.0
Neg. ES "NON.clus1"
Pos. ES: "clus1"
−0.5
0.0
0.5
ES
ES = 0.538 NES = 1.59 Nom. p−val= 0.0301 FWER= 0.687 FDR= 0.212

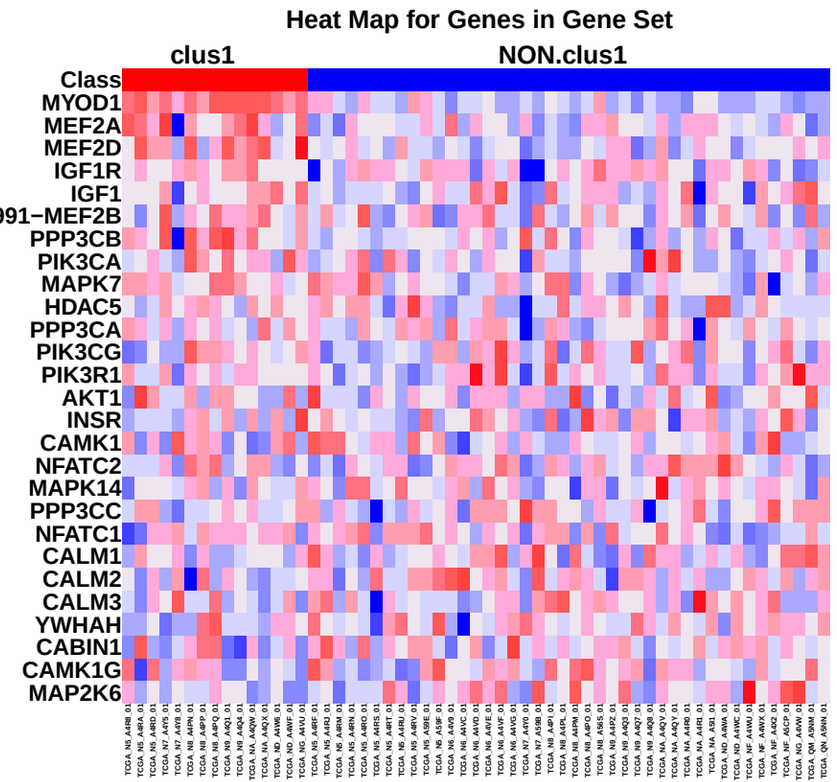
Heat Map for Genes in Gene Set
clus1
NON.clus1
Class
MYOD1
MEF2A
MEF2D
IGF1R
IGF1
LOC729991−MEF2B
PPP3CB
PIK3CA
MAPK7
HDAC5
PPP3CA
PIK3CG
PIK3R1
AKT1
INSR
CAMK1
NFATC2
MAPK14
PPP3CC
NFATC1
CALM1
CALM2
CALM3
YWHAH
CABIN1
CAMK1G
MAP2K6