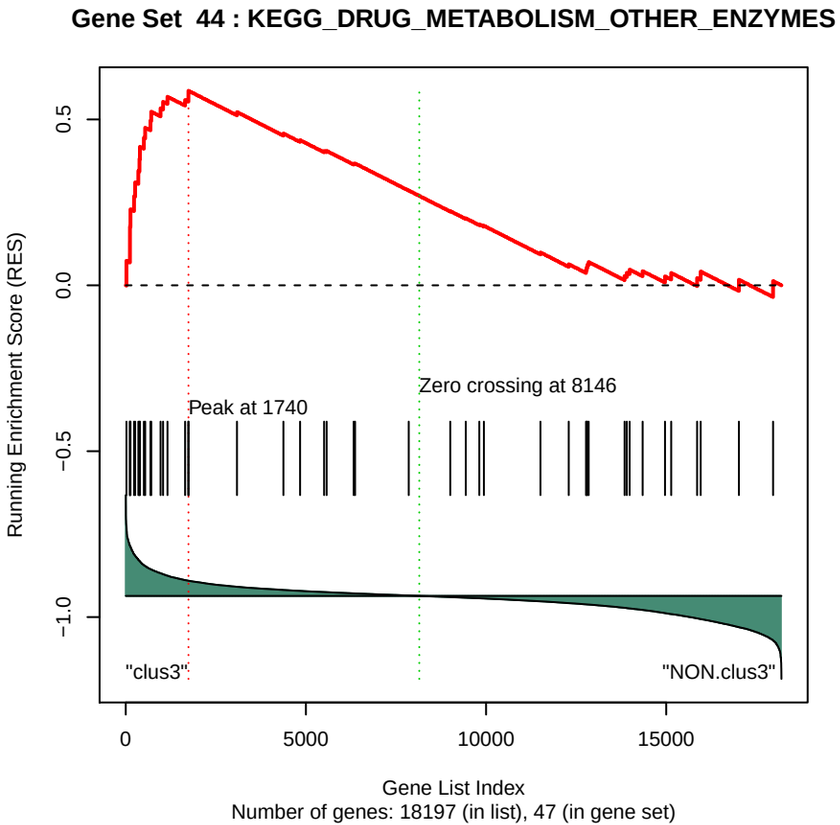
Gene Set 44 : KEGG_DRUG_METABOLISM_OTHER_ENZYMES
Running Enrichment Score (RES)
0.5
0.0
−0.5
−1.0
Peak at 1740
Zero crossing at 8146
"clus3"
"NON.clus3"
0
5000
10000
15000
Gene List Index
Number of genes: 18197 (in list), 47 (in gene set)

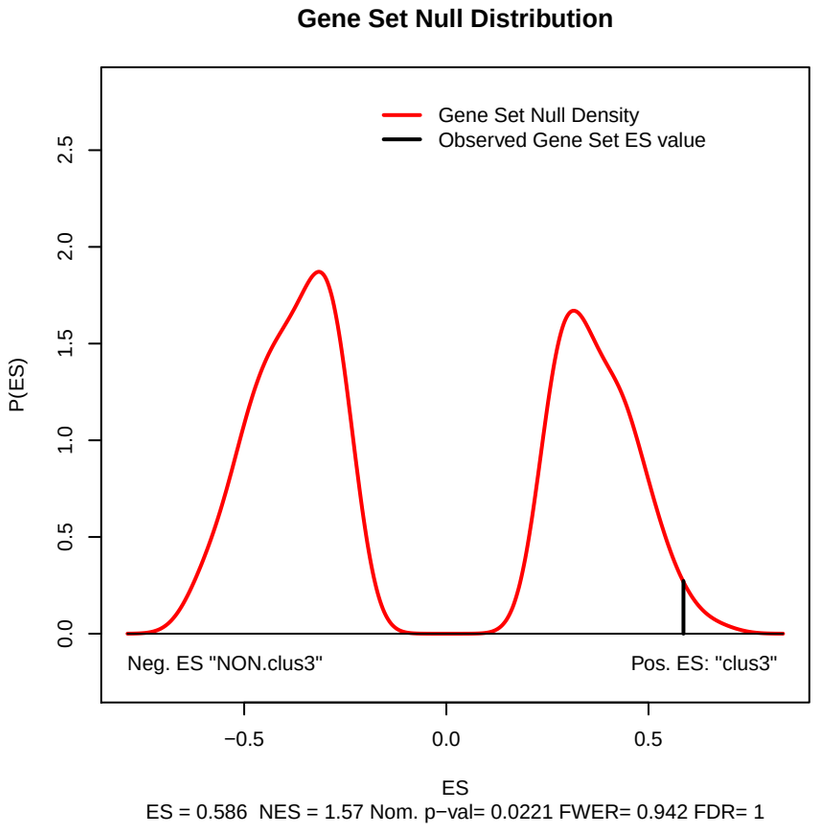
Gene Set Null Distribution
Gene Set Null Density
Observed Gene Set ES value
P(ES)
0.0
0.5
1.0
1.5
2.0
2.5
Neg. ES "NON.clus3"
Pos. ES: "clus3"
−0.5
0.0
0.5
ES
ES = 0.586 NES = 1.57 Nom. p−val= 0.0221 FWER= 0.942 FDR= 1

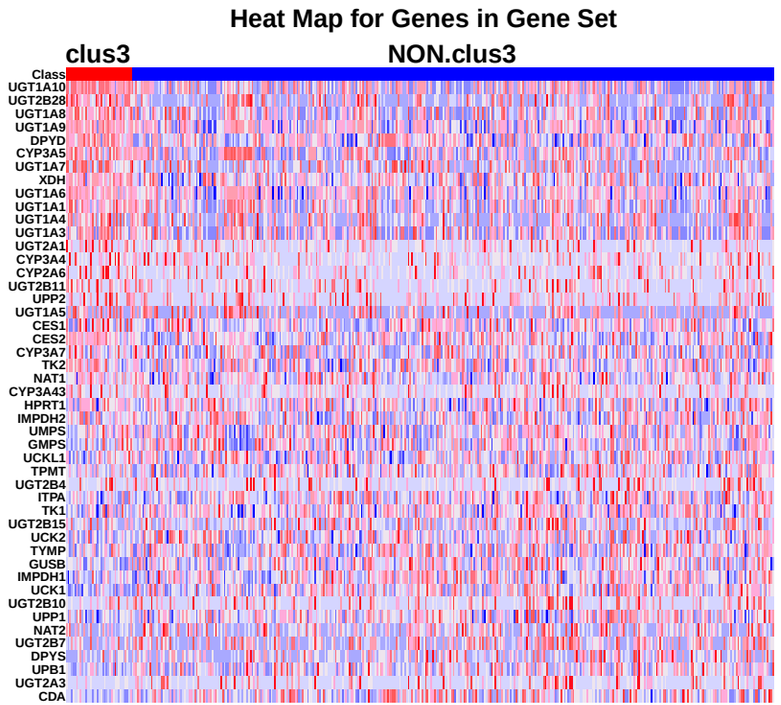
Heat Map for Genes in Gene Set
clus3
NON.clus3
Class
UGT1A10
UGT2B28
UGT1A8
UGT1A9
DPYD
CYP3A5
UGT1A7
XDH
UGT1A6
UGT1A1
UGT1A4
UGT1A3
UGT2A1
CYP3A4
CYP2A6
UGT2B11
UPP2
UGT1A5
CES1
CES2
CYP3A7
TK2
NAT1
CYP3A43
HPRT1
IMPDH2
UMPS
GMPS
UCKL1
TPMT
UGT2B4
ITPA
TK1
UGT2B15
UCK2
TYMP
GUSB
IMPDH1
UCK1
UGT2B10
UPP1
NAT2
UGT2B7
DPYS
UPB1
UGT2A3
CDA