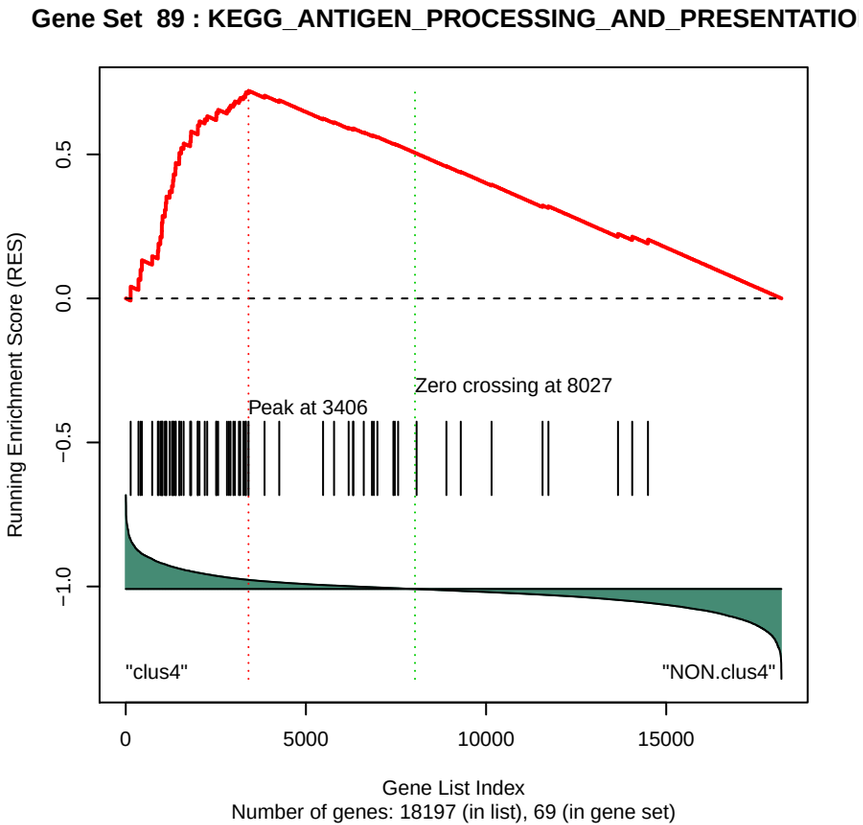
Gene Set 89 : KEGG_ANTIGEN_PROCESSING_AND_PRESENTATIO
Running Enrichment Score (RES)
0.5
0.0
−0.5
−1.0
Peak at 3406
Zero crossing at 8027
"clus4"
"NON.clus4"
0
5000
10000
15000
Gene List Index
Number of genes: 18197 (in list), 69 (in gene set)

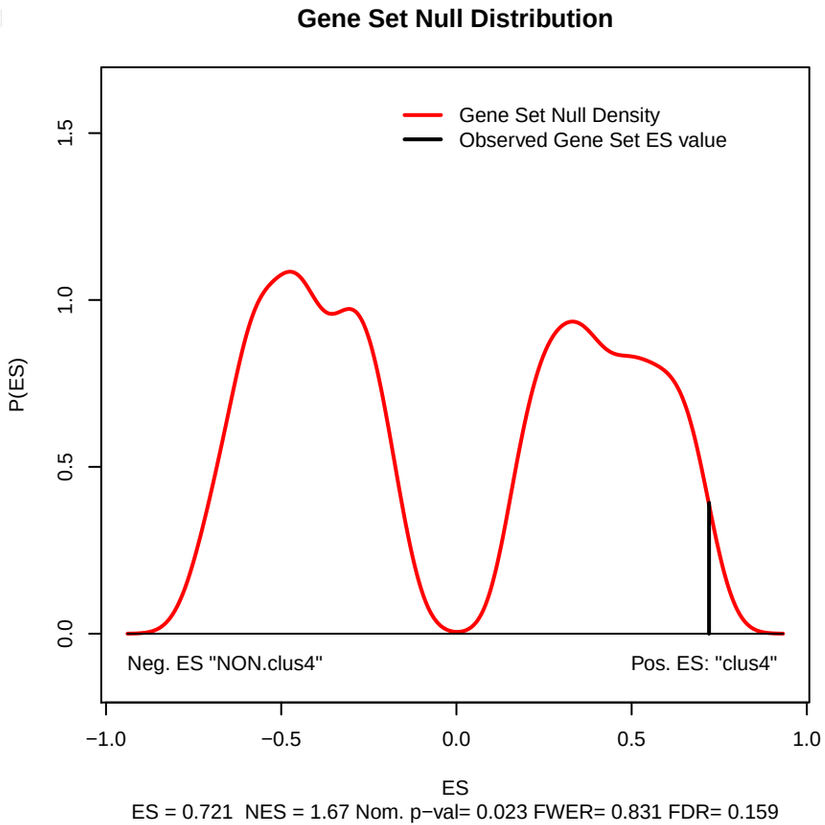
Gene Set Null Distribution
Gene Set Null Density
Observed Gene Set ES value
P(ES)
1.5
1.0
0.5
0.0
Neg. ES "NON.clus4"
Pos. ES: "clus4"
−1.0
−0.5
0.0
0.5
1.0
ES
ES = 0.721 NES = 1.67 Nom. p−val= 0.023 FWER= 0.831 FDR= 0.159

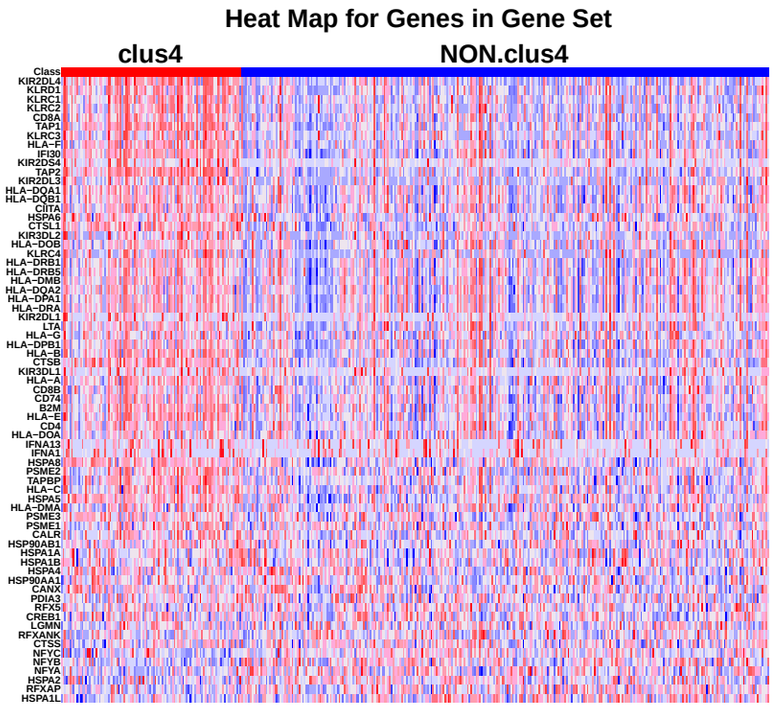
Heat Map for Genes in Gene Set
clus4
NON.clus4
Class
KIR2DL4
KLRD1
KLRC1
KLRC2
CD8A
TAP1
KLRC3
HLA−F
IFI30
KIR2DS4
TAP2
KIR2DL3
HLA−DQA1
HLA−DQB1
CIITA
HSPA6
CTSL1
KIR3DL2
HLA−DOB
KLRC4
HLA−DRB1
HLA−DRB5
HLA−DMB
HLA−DQA2
HLA−DPA1
HLA−DRA
KIR2DL1
LTA
HLA−G
HLA−DPB1
HLA−B
CTSB
KIR3DL1
HLA−A
CD8B
CD74
B2M
HLA−E
CD4
HLA−DOA
IFNA13
IFNA1
HSPA8
PSME2
TAPBP
HLA−C
HSPA5
HLA−DMA
PSME3
PSME1
CALR
HSP90AB1
HSPA1A
HSPA1B
HSPA4
HSP90AA1
CANX
PDIA3
RFX5
CREB1
LGMN
RFXANK
CTSS
NFYC
NFYB
NFYA
HSPA2
RFXAP
HSPA1L