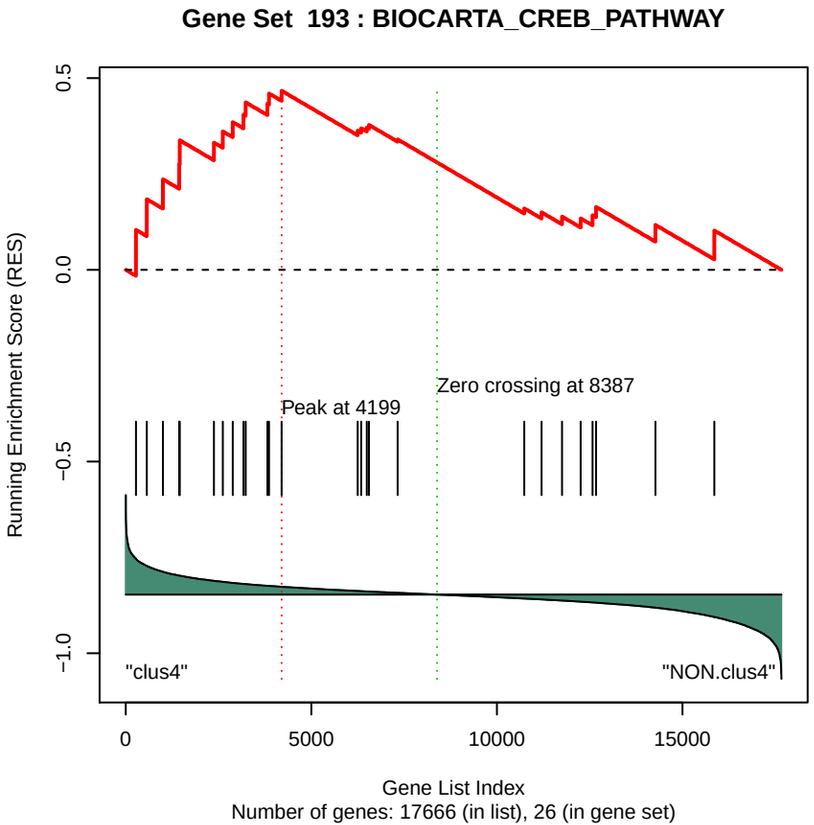
Gene Set 193 : BIOCARTA_CREB_PATHWAY
Running Enrichment Score (RES)
0.5
0.0
−0.5
−1.0
Peak at 4199
Zero crossing at 8387
"clus4"
"NON.clus4"
0
5000
10000
15000
Gene List Index
Number of genes: 17666 (in list), 26 (in gene set)

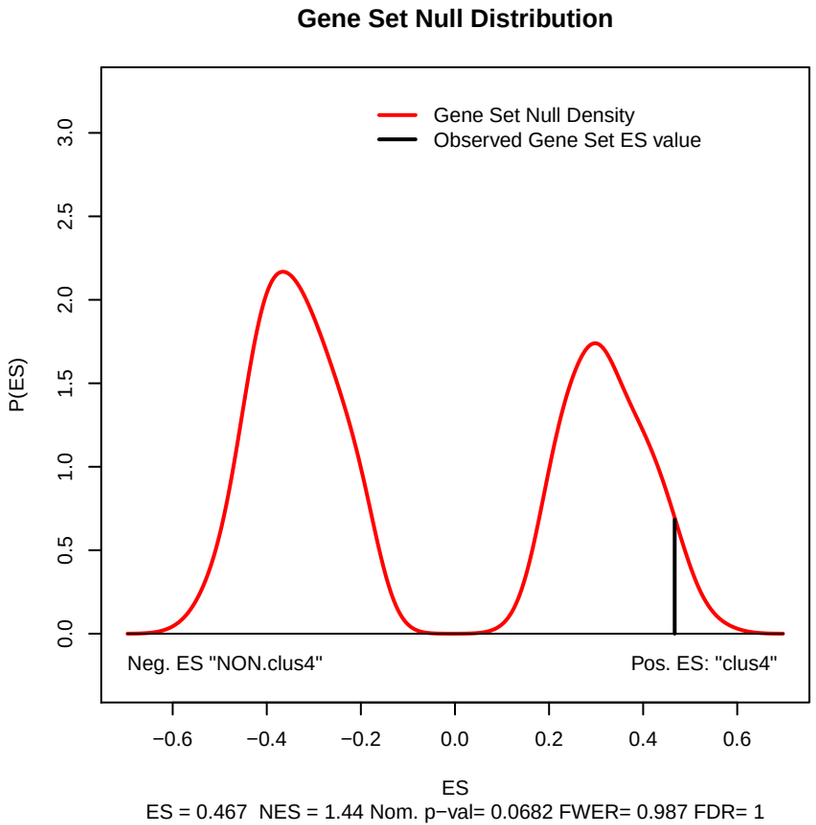
Gene Set Null Distribution
Gene Set Null Density
Observed Gene Set ES value
P(ES)
0.0
0.5
1.0
1.5
2.0
2.5
3.0
Neg. ES "NON.clus4"
Pos. ES: "clus4"
−0.6
−0.4
−0.2
0.0
0.2
0.4
0.6
ES
ES = 0.467 NES = 1.44 Nom. p−val= 0.0682 FWER= 0.987 FDR= 1

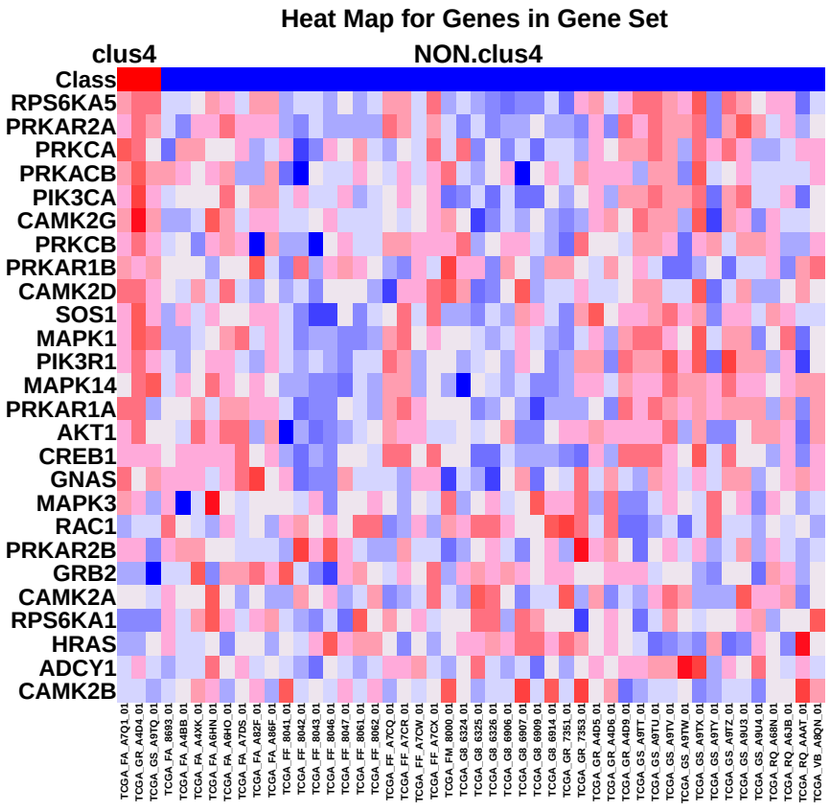
Heat Map for Genes in Gene Set
clus4
NON.clus4
Class
RPS6KA5
PRKAR2A
PRKCA
PRKACB
PIK3CA
CAMK2G
PRKCB
PRKAR1B
CAMK2D
SOS1
MAPK1
PIK3R1
MAPK14
PRKAR1A
AKT1
CREB1
GNAS
MAPK3
RAC1
PRKAR2B
GRB2
CAMK2A
RPS6KA1
HRAS
ADCY1
CAMK2B