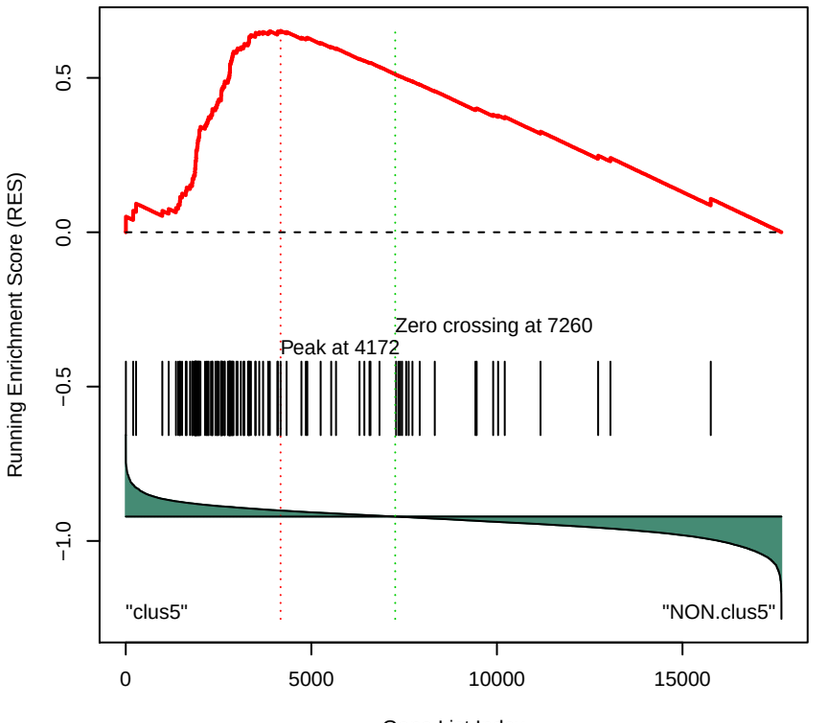
EACTOME_SRP_DEPENDENT_COTRANSLATIONAL_PROTEIN_TARGET
Running Enrichment Score (RES)
0.5
0.0
−0.5
−1.0
Zero crossing at 7260
Peak at 4172
"clus5"
"NON.clus5"
0
5000
10000
15000
Gene List Index
Number of genes: 17666 (in list), 109 (in gene set)

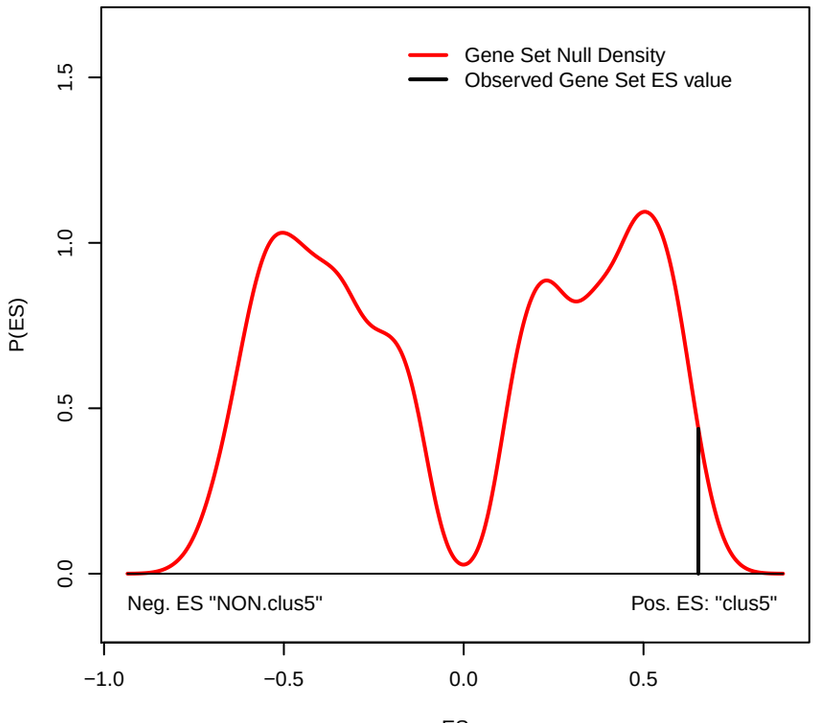
Gene Set Null Distribution
Gene Set Null Density
Observed Gene Set ES value
P(ES)
1.5
1.0
0.5
0.0
Neg. ES "NON.clus5"
Pos. ES: "clus5"
−1.0
−0.5
0.0
0.5
ES
ES = 0.653 NES = 1.67 Nom. p−val= 0.0257 FWER= 0.833 FDR= 0.451

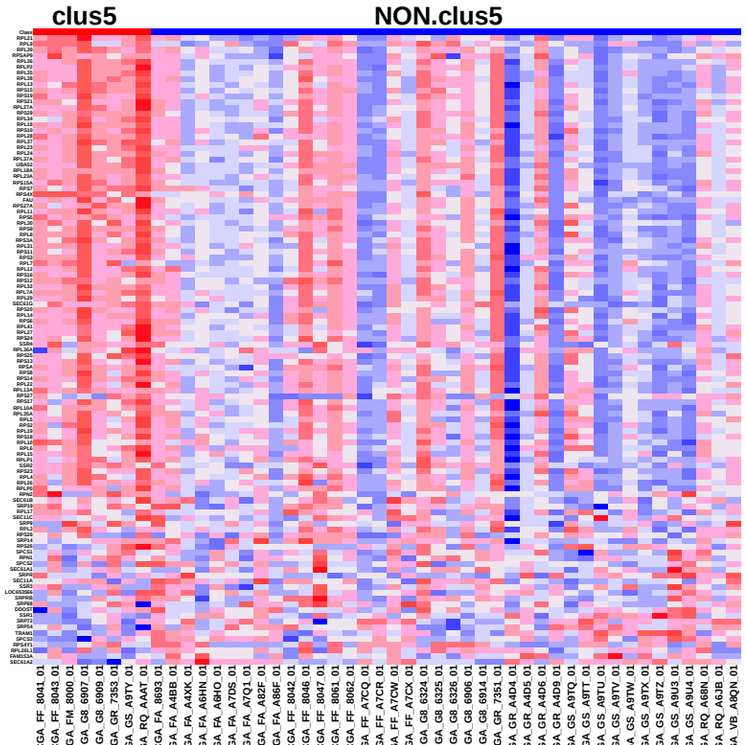
Heat Map for Genes in Gene Set
clus5
NON.clus5