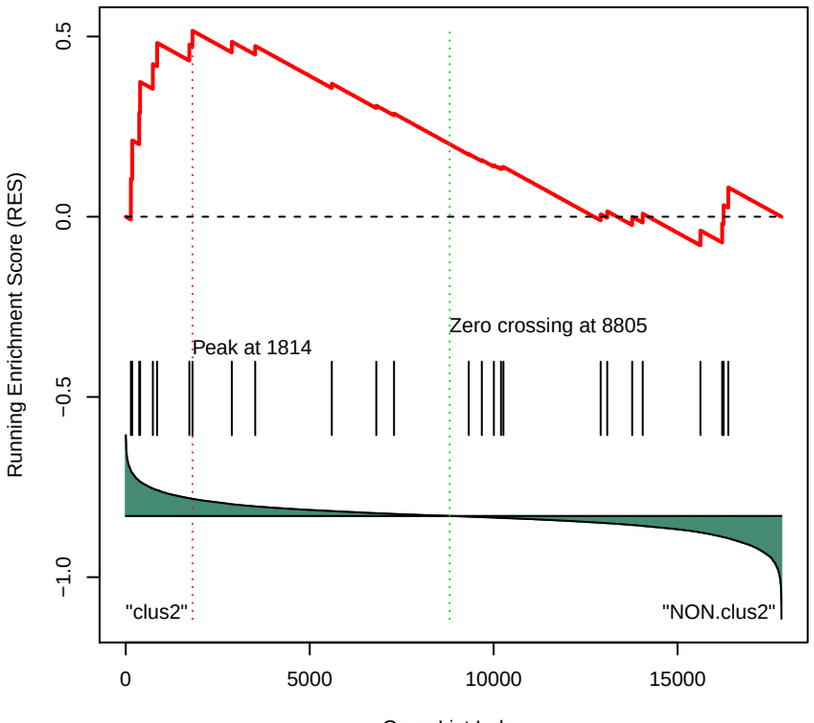
33 : KEGG_GLYCOSPHINGOLIPID_BIOSYNTHESIS_LACTO_AND_NEOL
Running Enrichment Score (RES)
0.5
0.0
−0.5
−1.0
Peak at 1814
Zero crossing at 8805
"clus2"
"NON.clus2"
0
5000
10000
15000
Gene List Index
Number of genes: 17824 (in list), 26 (in gene set)

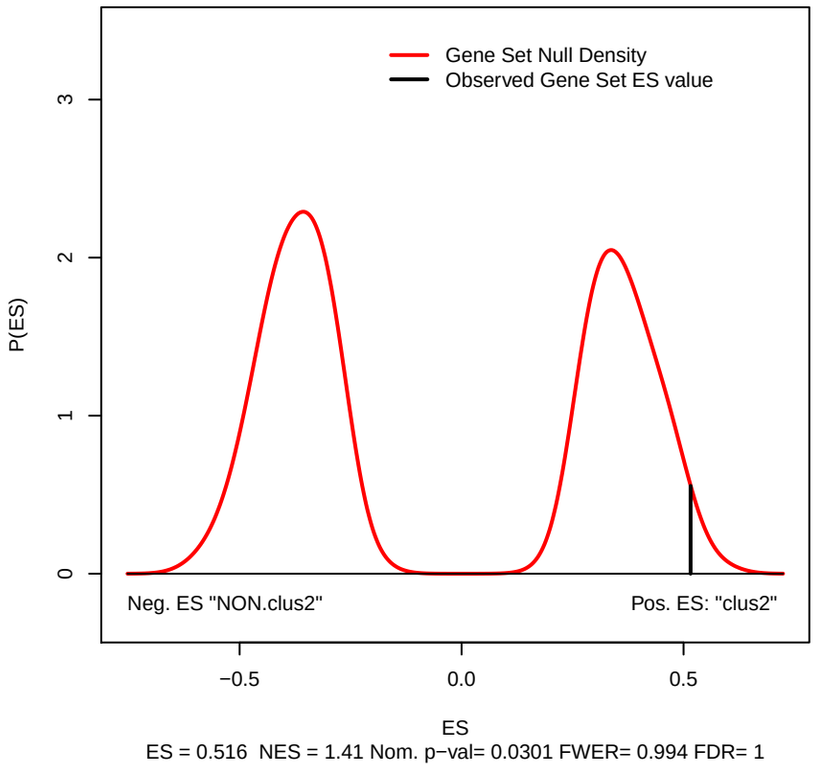
Gene Set Null Distribution
Gene Set Null Density
Observed Gene Set ES value
P(ES)
0
1
2
3
Neg. ES "NON.clus2"
Pos. ES: "clus2"
−0.5
0.0
0.5
ES
ES = 0.516 NES = 1.41 Nom. p−val= 0.0301 FWER= 0.994 FDR= 1

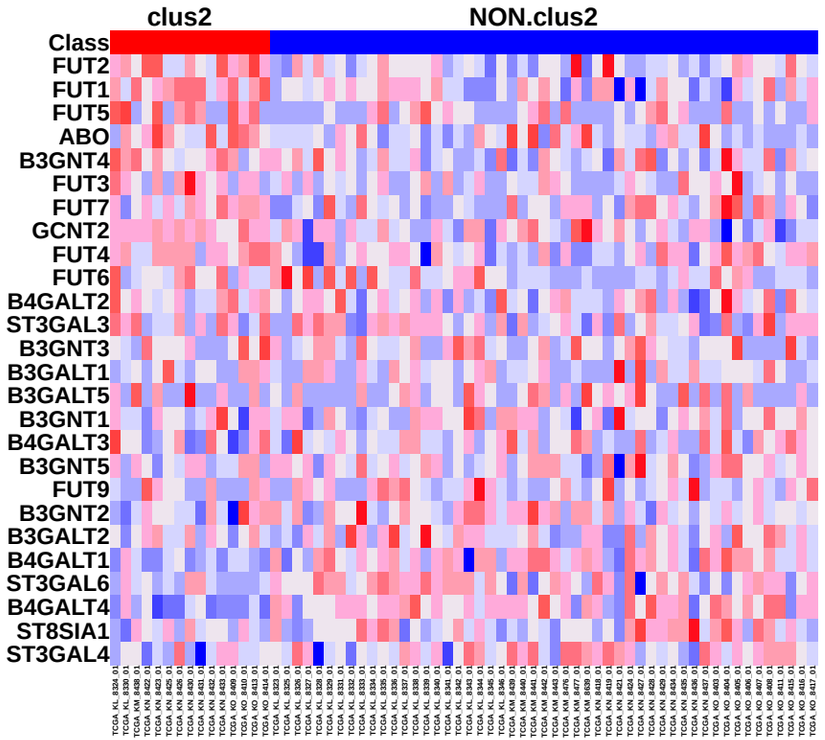
Heat Map for Genes in Gene Set
clus2
NON.clus2
Class
FUT2
FUT1
FUT5
ABO
B3GNT4
FUT3
FUT7
GCNT2
FUT4
FUT6
B4GALT2
ST3GAL3
B3GNT3
B3GALT1
B3GALT5
B3GNT1
B4GALT3
B3GNT5
FUT9
B3GNT2
B3GALT2
B4GALT1
ST3GAL6
B4GALT4
ST8SIA1
ST3GAL4