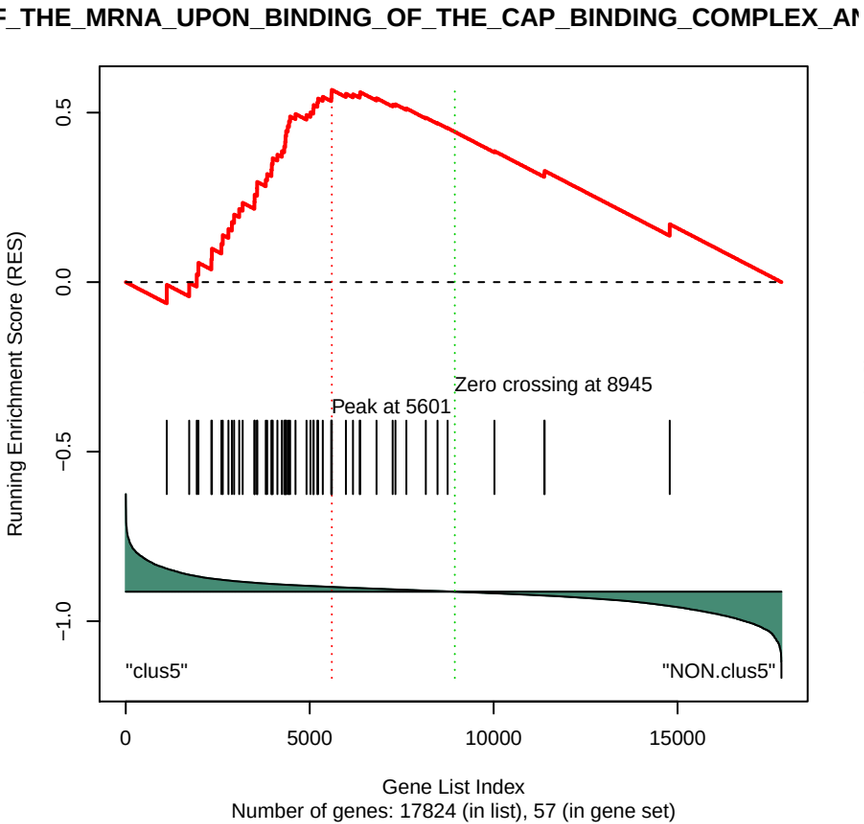
F_THE_MRNA_UPON_BINDING_OF_THE_CAP_BINDING_COMPLEX_AN
Running Enrichment Score (RES)
0.5
0.0
−0.5
−1.0
Zero crossing at 8945
Peak at 5601
"clus5"
"NON.clus5"
0
5000
10000
15000
Gene List Index
Number of genes: 17824 (in list), 57 (in gene set)

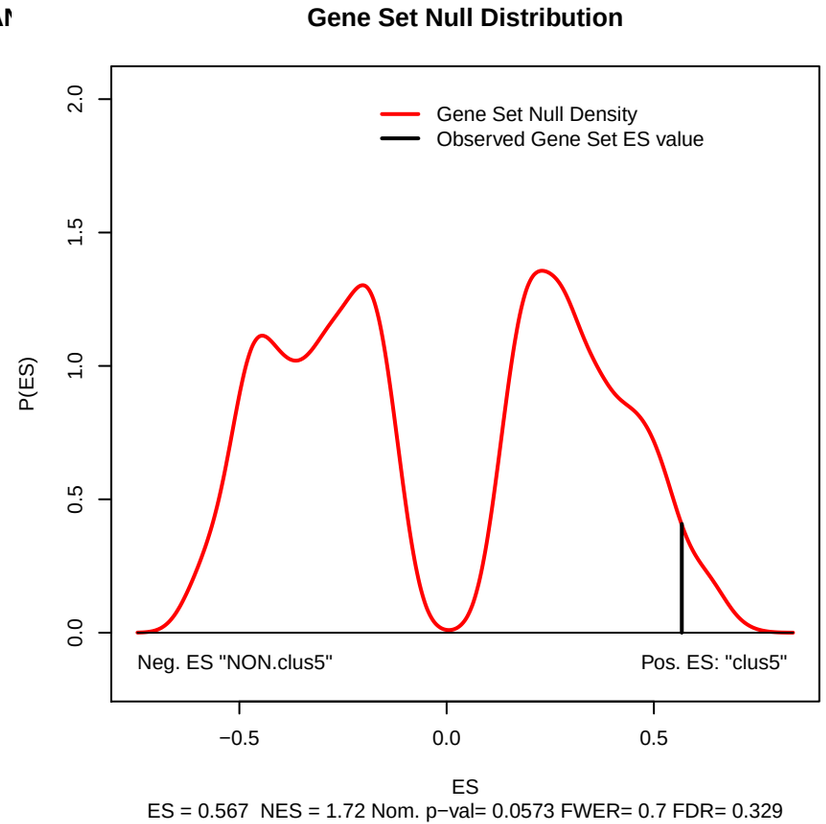
Gene Set Null Distribution
Gene Set Null Density
Observed Gene Set ES value
P(ES)
2.0
1.5
1.0
0.5
0.0
Neg. ES "NON.clus5"
Pos. ES: "clus5"
−0.5
0.0
0.5
ES
ES = 0.567 NES = 1.72 Nom. p−val= 0.0573 FWER= 0.7 FDR= 0.329

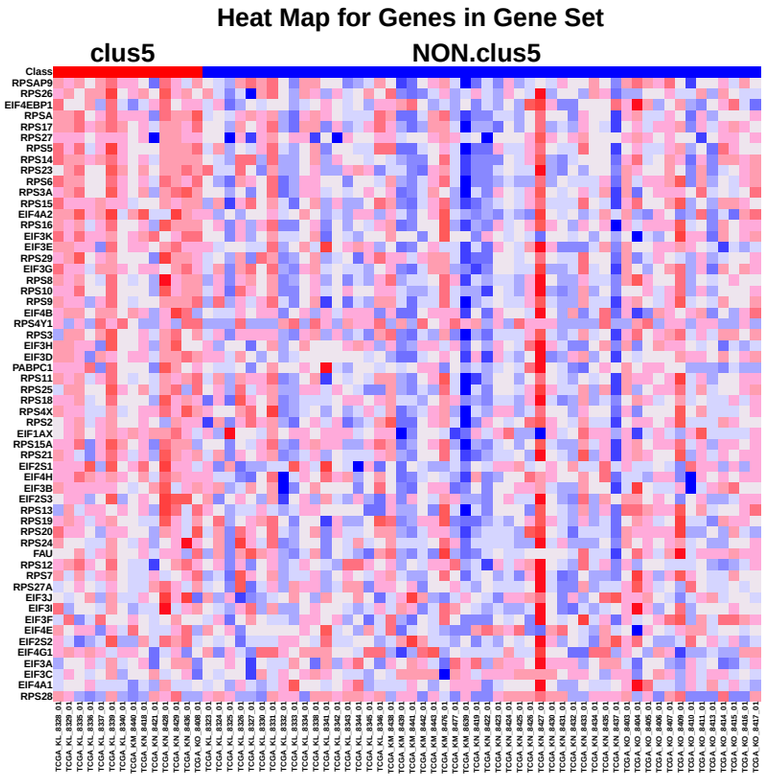
Heat Map for Genes in Gene Set
clus5
NON.clus5
Class
RPSAP9
RPS26
EIF4EBP1
RPSA
RPS17
RPS27
RPS5
RPS14
RPS23
RPS6
RPS3A
RPS15
EIF4A2
RPS16
EIF3K
EIF3E
RPS29
EIF3G
RPS8
RPS10
RPS9
EIF4B
RPS4Y1
RPS3
EIF3H
EIF3D
PABPC1
RPS11
RPS25
RPS18
RPS4X
RPS2
EIF1AX
RPS15A
RPS21
EIF2S1
EIF4H
EIF3B
EIF2S3
RPS13
RPS19
RPS20
RPS24
FAU
RPS12
RPS7
RPS27A
EIF3J
EIF3I
EIF3F
EIF4E
EIF2S2
EIF4G1
EIF3A
EIF3C
EIF4A1
RPS28