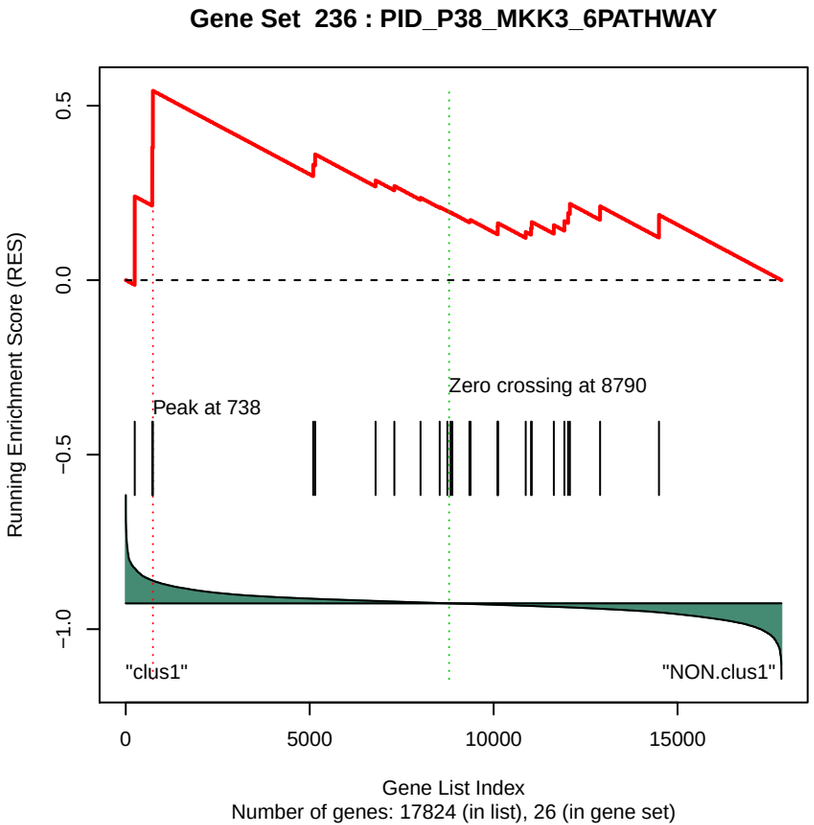
Gene Set 236 : PID_P38_MKK3_6PATHWAY
Running Enrichment Score (RES)
0.5
0.0
−0.5
−1.0
Peak at 738
Zero crossing at 8790
"clus1"
"NON.clus1"
0
5000
10000
15000
Gene List Index
Number of genes: 17824 (in list), 26 (in gene set)

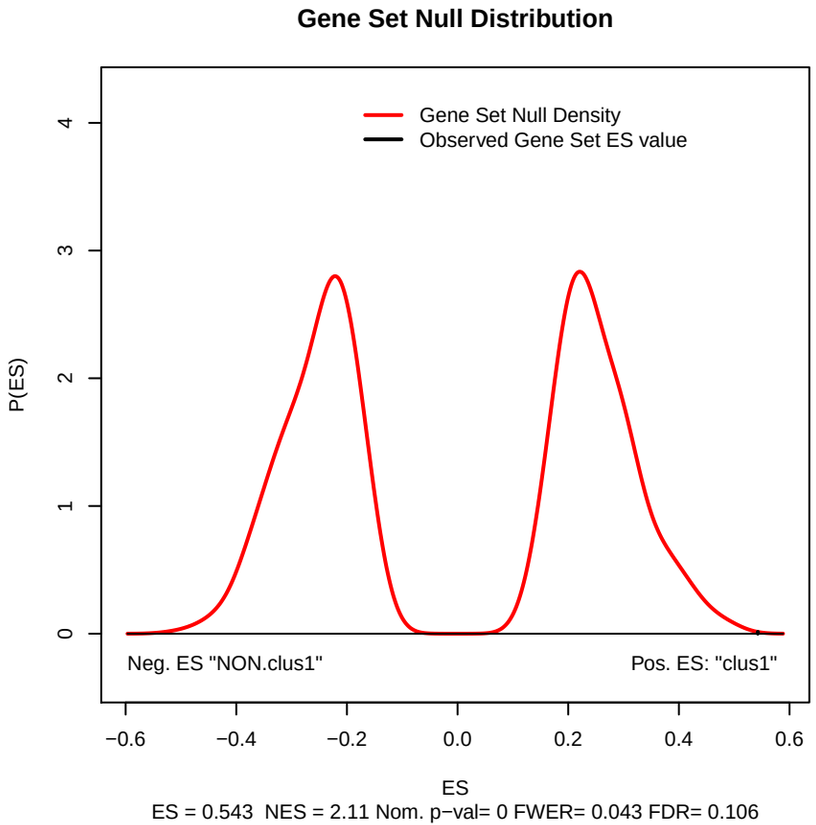
Gene Set Null Distribution
Gene Set Null Density
Observed Gene Set ES value
P(ES)
0
1
2
3
4
Neg. ES "NON.clus1"
Pos. ES: "clus1"
−0.6
−0.4
−0.2
0.0
0.2
0.4
0.6
ES
ES = 0.543 NES = 2.11 Nom. p−val= 0 FWER= 0.043 FDR= 0.106

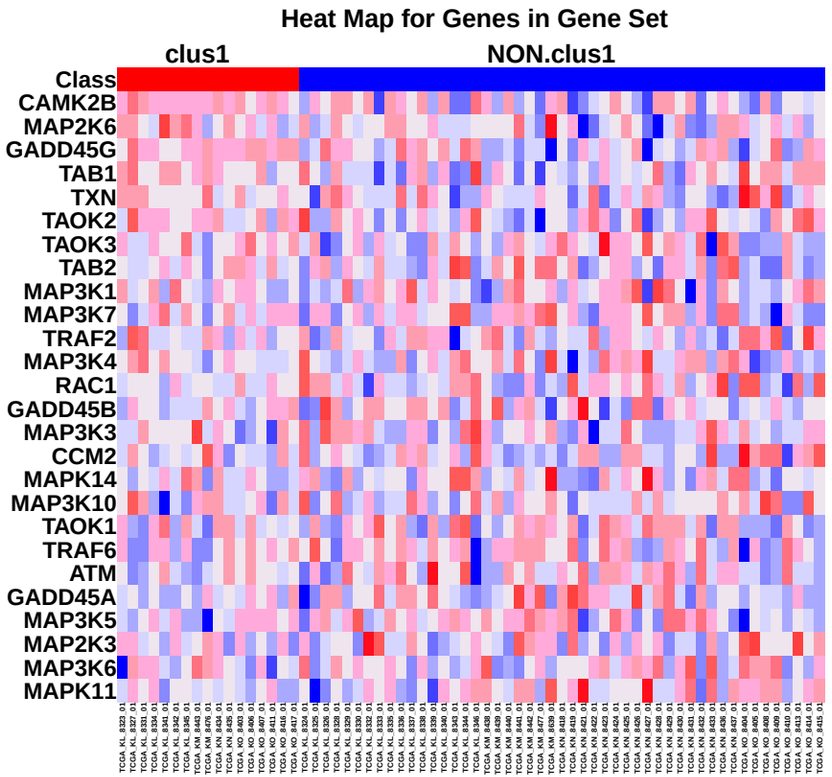
Heat Map for Genes in Gene Set
clus1
NON.clus1
Class
CAMK2B
MAP2K6
GADD45G
TAB1
TXN
TAOK2
TAOK3
TAB2
MAP3K1
MAP3K7
TRAF2
MAP3K4
RAC1
GADD45B
MAP3K3
CCM2
MAPK14
MAP3K10
TAOK1
TRAF6
ATM
GADD45A
MAP3K5
MAP2K3
MAP3K6
MAPK11