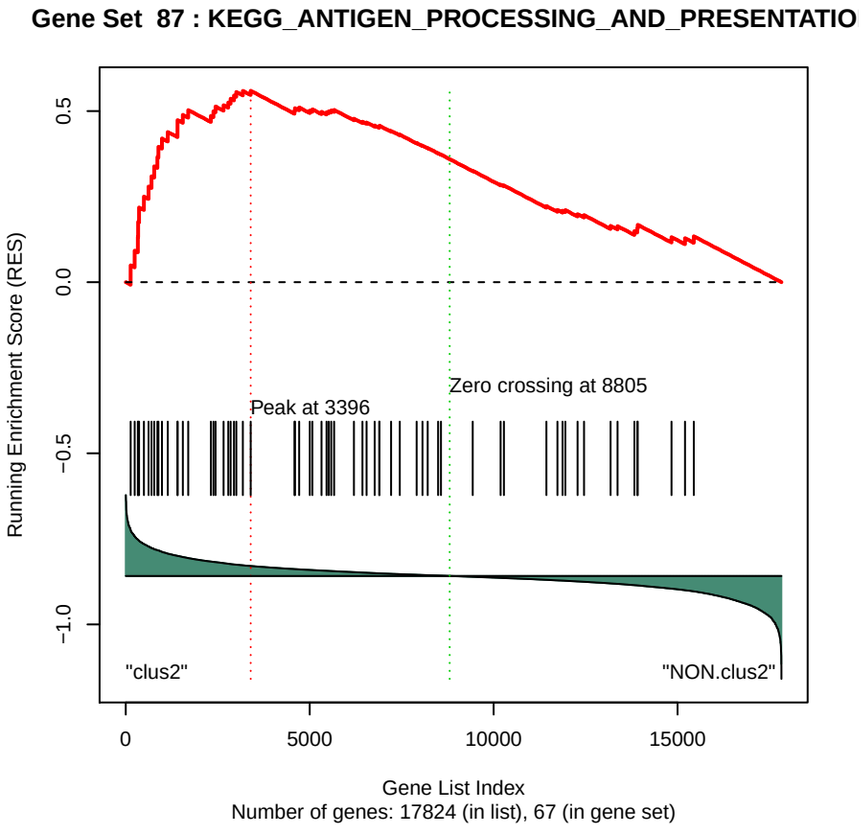
Gene Set 87 : KEGG_ANTIGEN_PROCESSING_AND_PRESENTATIO
Running Enrichment Score (RES)
0.5
0.0
−0.5
−1.0
Peak at 3396
Zero crossing at 8805
"clus2"
"NON.clus2"
0
5000
10000
15000
Gene List Index
Number of genes: 17824 (in list), 67 (in gene set)

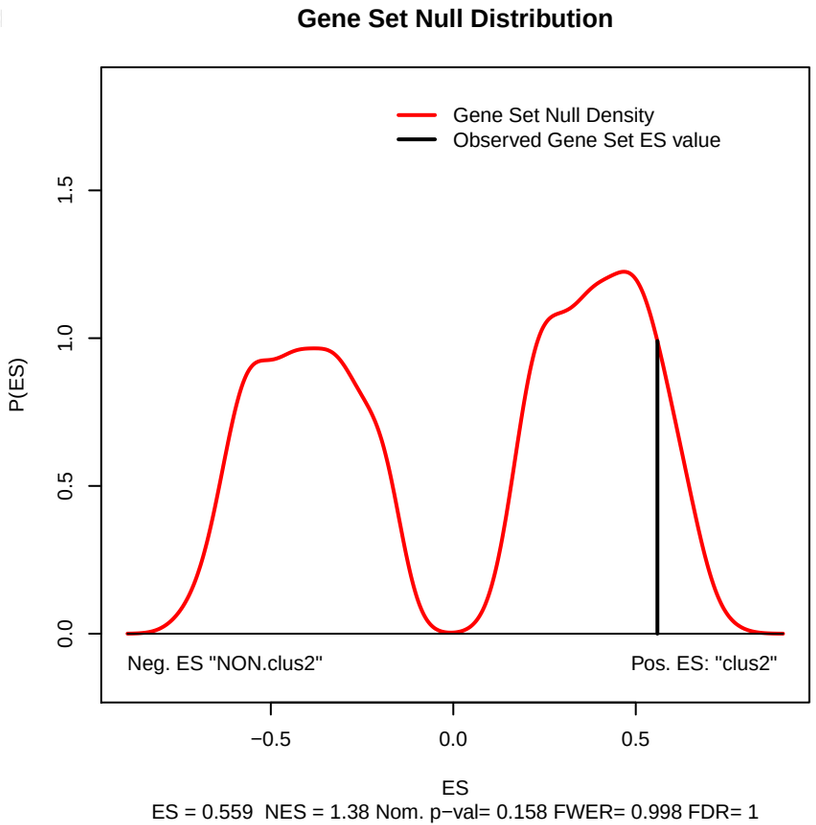
Gene Set Null Distribution
Gene Set Null Density
Observed Gene Set ES value
P(ES)
0.0
0.5
1.0
1.5
Neg. ES "NON.clus2"
Pos. ES: "clus2"
−0.5
0.0
0.5
ES
ES = 0.559 NES = 1.38 Nom. p−val= 0.158 FWER= 0.998 FDR= 1

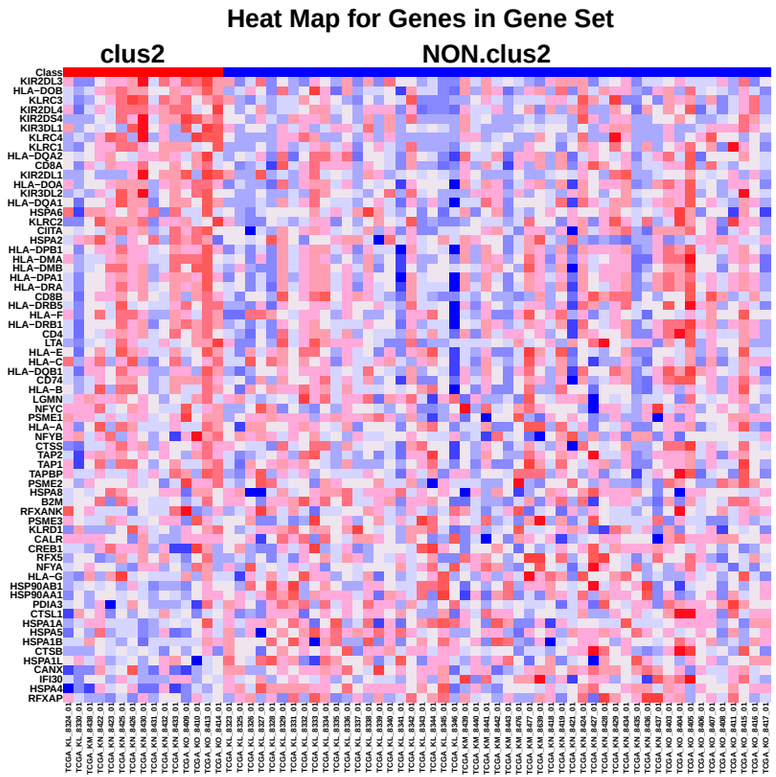
Heat Map for Genes in Gene Set
clus2
NON.clus2
Class
KIR2DL3
HLA−DOB
KLRC3
KIR2DL4
KIR2DS4
KIR3DL1
KLRC4
KLRC1
HLA−DQA2
CD8A
KIR2DL1
HLA−DOA
KIR3DL2
HLA−DQA1
HSPA6
KLRC2
CIITA
HSPA2
HLA−DPB1
HLA−DMA
HLA−DMB
HLA−DPA1
HLA−DRA
CD8B
HLA−DRB5
HLA−F
HLA−DRB1
CD4
LTA
HLA−E
HLA−C
HLA−DQB1
CD74
HLA−B
LGMN
NFYC
PSME1
HLA−A
NFYB
CTSS
TAP2
TAP1
TAPBP
PSME2
HSPA8
B2M
RFXANK
PSME3
KLRD1
CALR
CREB1
RFX5
NFYA
HLA−G
HSP90AB1
HSP90AA1
PDIA3
CTSL1
HSPA1A
HSPA5
HSPA1B
CTSB
HSPA1L
CANX
IFI30
HSPA4
RFXAP