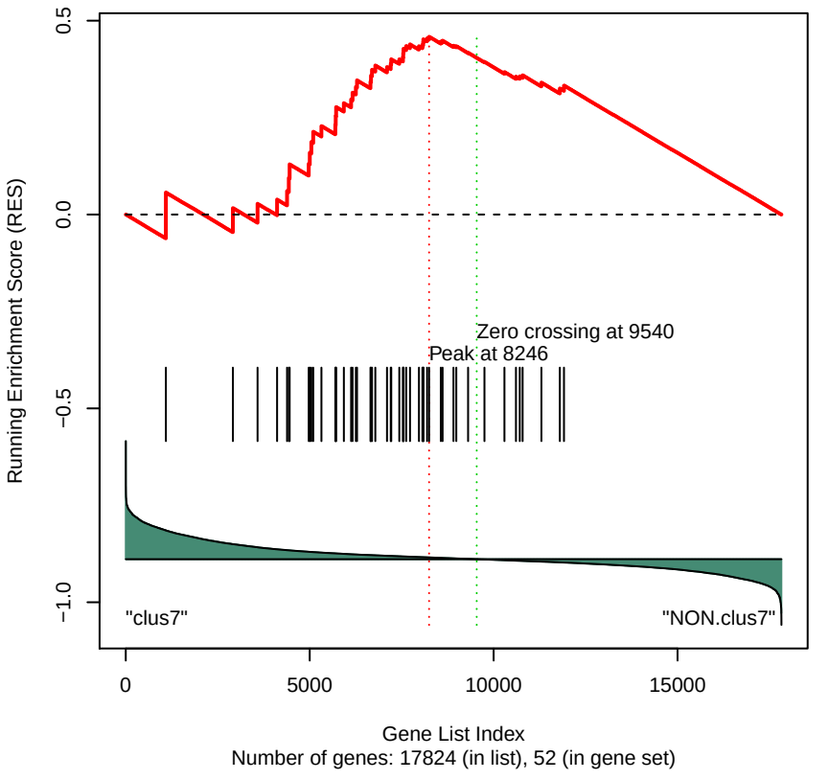
ene Set 505 : REACTOME_P53_DEPENDENT_G1_DNA_DAMAGE_RESF
Running Enrichment Score (RES)
0.5
0.0
−0.5
−1.0
Zero crossing at 9540
Peak at 8246
"clus7"
"NON.clus7"
0
5000
10000
15000
Gene List Index
Number of genes: 17824 (in list), 52 (in gene set)

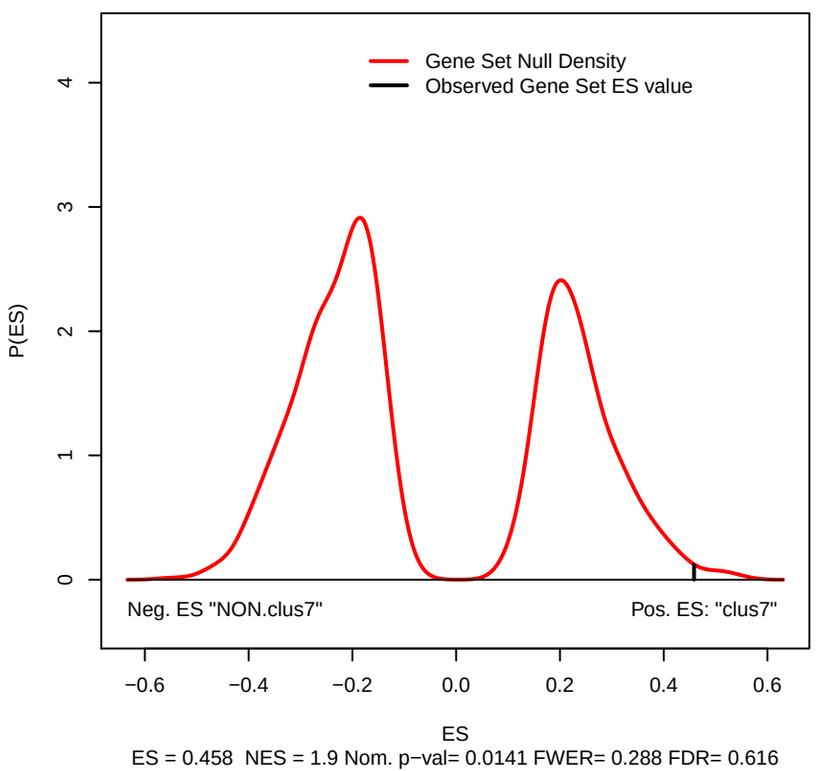
Gene Set Null Distribution
Gene Set Null Density
Observed Gene Set ES value
P(ES)
0
1
2
3
4
Neg. ES "NON.clus7"
Pos. ES: "clus7"
−0.6
−0.4
−0.2
0.0
0.2
0.4
0.6
ES
ES = 0.458 NES = 1.9 Nom. p−val= 0.0141 FWER= 0.288 FDR= 0.616

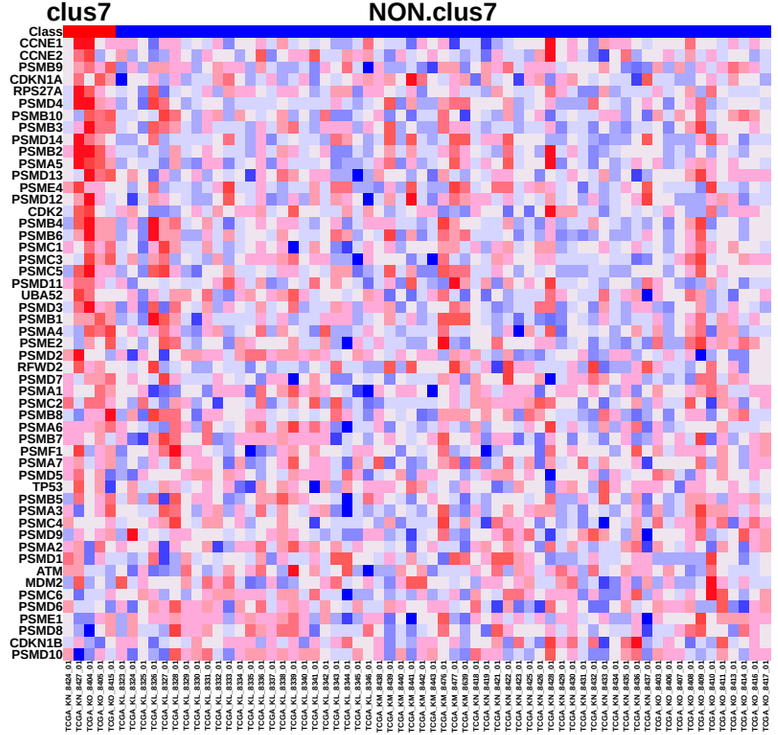
Heat Map for Genes in Gene Set
clus7
NON.clus7
Class
CCNE1
CCNE2
PSMB9
CDKN1A
RPS27A
PSMD4
PSMB10
PSMB3
PSMD14
PSMB2
PSMA5
PSMD13
PSME4
PSMD12
CDK2
PSMB4
PSMB6
PSMC1
PSMC3
PSMC5
PSMD11
UBA52
PSMD3
PSMB1
PSMA4
PSME2
PSMD2
RFWD2
PSMD7
PSMA1
PSMC2
PSMB8
PSMA6
PSMB7
PSMF1
PSMA7
PSMD5
TP53
PSMB5
PSMA3
PSMC4
PSMD9
PSMA2
PSMD1
ATM
MDM2
PSMC6
PSMD6
PSME1
PSMD8
CDKN1B
PSMD10