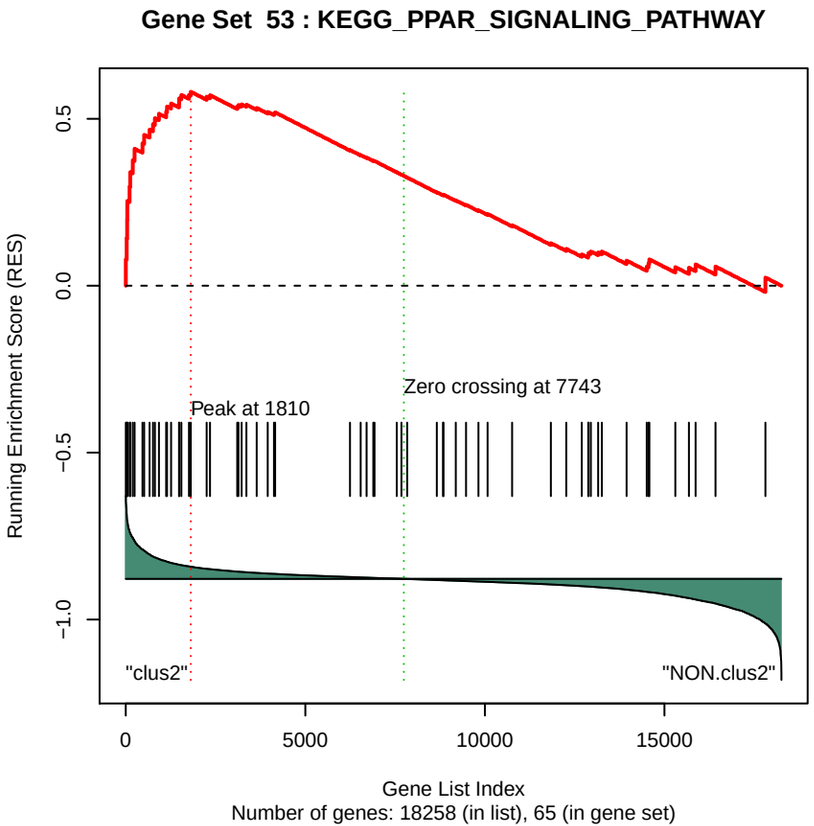
Gene Set 53 : KEGG_PPAR_SIGNALING_PATHWAY
Running Enrichment Score (RES)
0.5
0.0
−0.5
−1.0
Peak at 1810
Zero crossing at 7743
"clus2"
"NON.clus2"
0
5000
10000
15000
Gene List Index
Number of genes: 18258 (in list), 65 (in gene set)

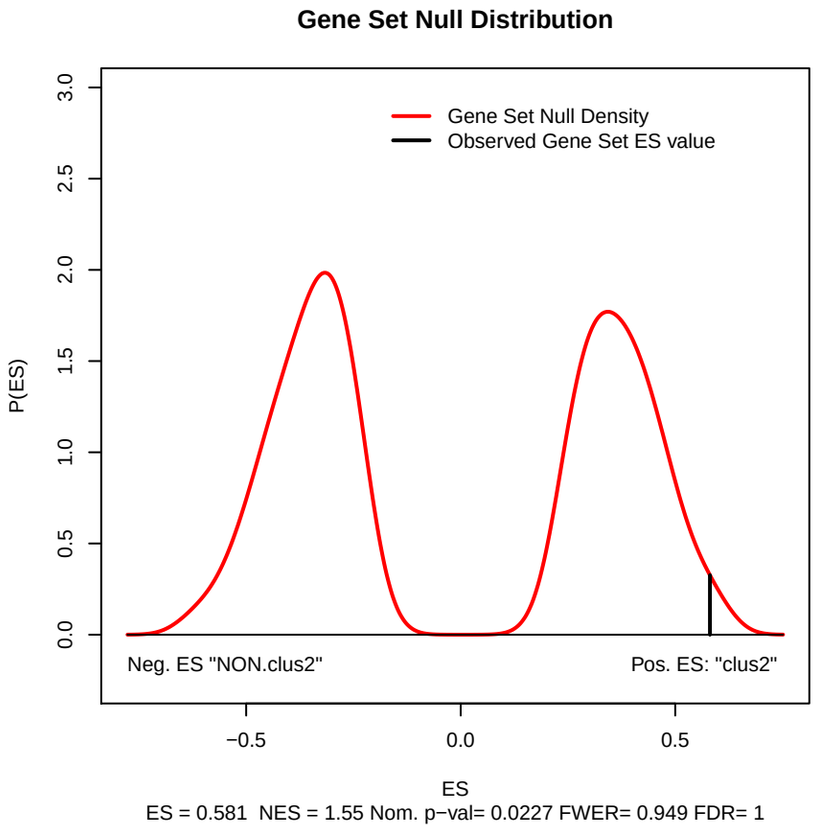
Gene Set Null Distribution
P(ES)
3.0
2.5
2.0
1.5
1.0
0.5
0.0
Gene Set Null Density
Observed Gene Set ES value
Neg. ES "NON.clus2"
Pos. ES: "clus2"
−0.5
0.0
0.5
ES
ES = 0.581 NES = 1.55 Nom. p−val= 0.0227 FWER= 0.949 FDR= 1

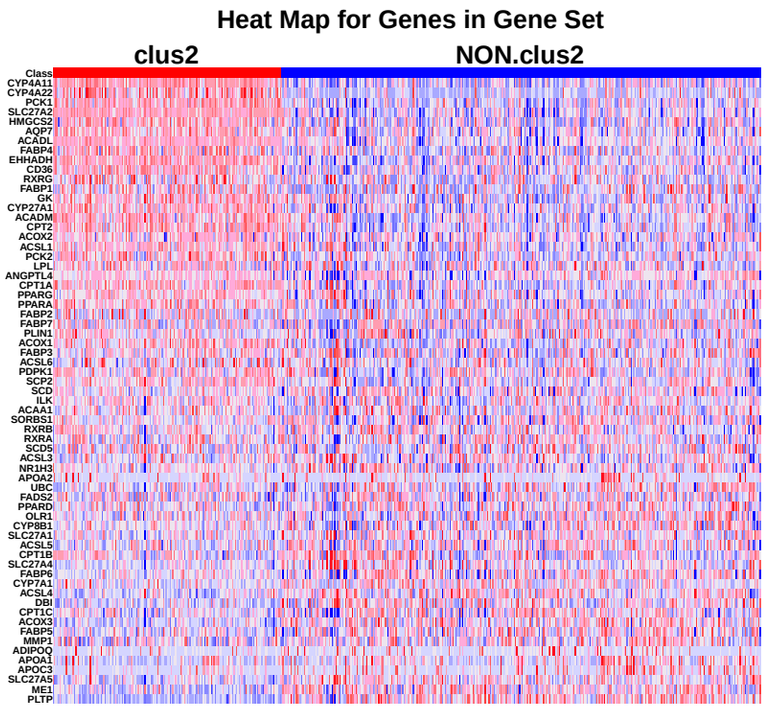
Heat Map for Genes in Gene Set
clus2
NON.clus2
Class
CYP4A11
CYP4A22
PCK1
SLC27A2
HMGCS2
AQP7
ACADL
FABP4
EHHADH
CD36
RXRG
FABP1
GK
CYP27A1
ACADM
CPT2
ACOX2
ACSL1
PCK2
LPL
ANGPTL4
CPT1A
PPARG
PPARA
FABP2
FABP7
PLIN1
ACOX1
FABP3
ACSL6
PDPK1
SCP2
SCD
ILK
ACAA1
SORBS1
RXRB
RXRA
SCD5
ACSL3
NR1H3
APOA2
UBC
FADS2
PPARD
OLR1
CYP8B1
SLC27A1
ACSL5
CPT1B
SLC27A4
FABP6
CYP7A1
ACSL4
DBI
CPT1C
ACOX3
FABP5
MMP1
ADIPOQ
APOA1
APOC3
SLC27A5
ME1
PLTP