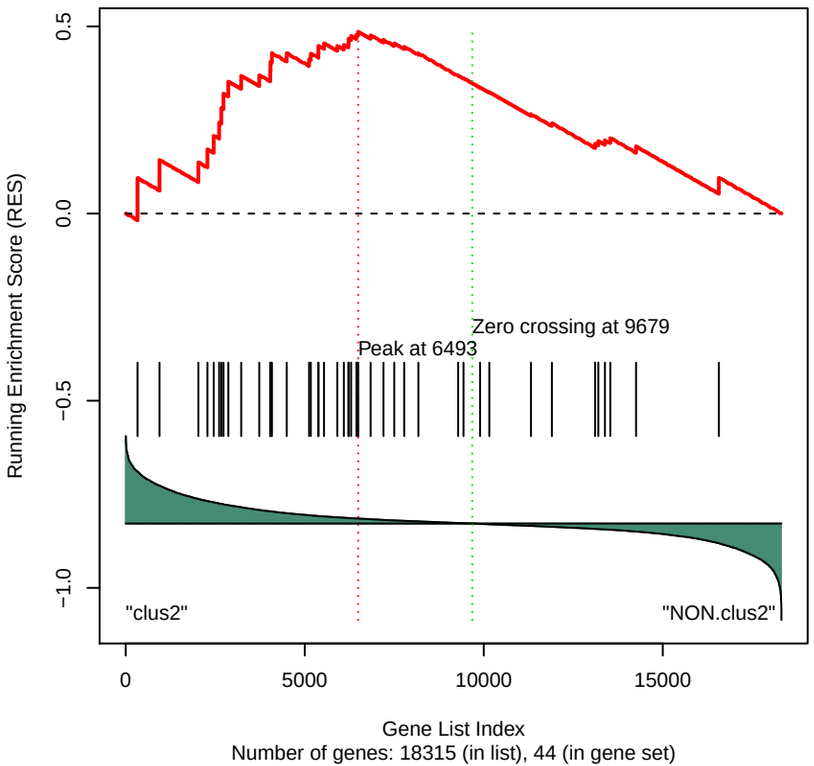
ne Set 25 : KEGG_AMINO_SUGAR_AND_NUCLEOTIDE_SUGAR_METAI
Running Enrichment Score (RES)
0.5
0.0
−0.5
−1.0
Zero crossing at 9679
Peak at 6493
"clus2"
"NON.clus2"
0
5000
10000
15000
Gene List Index
Number of genes: 18315 (in list), 44 (in gene set)

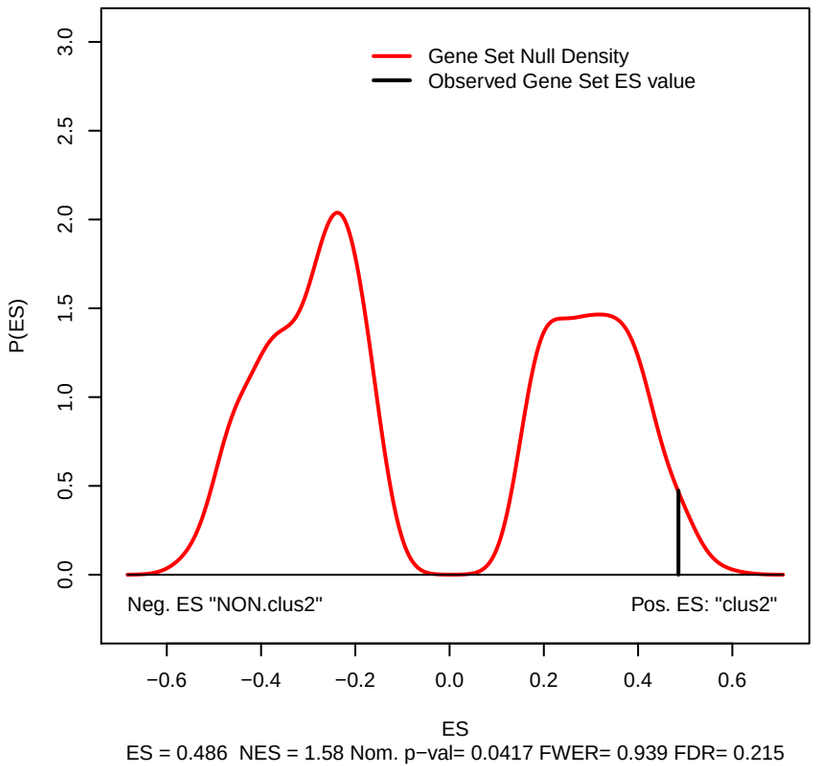
Gene Set Null Distribution
Gene Set Null Density
Observed Gene Set ES value
P(ES)
3.0
2.5
2.0
1.5
1.0
0.5
0.0
Neg. ES "NON.clus2"
Pos. ES: "clus2"
−0.6
−0.4
−0.2
0.0
0.2
0.4
0.6
ES
ES = 0.486 NES = 1.58 Nom. p−val= 0.0417 FWER= 0.939 FDR= 0.215

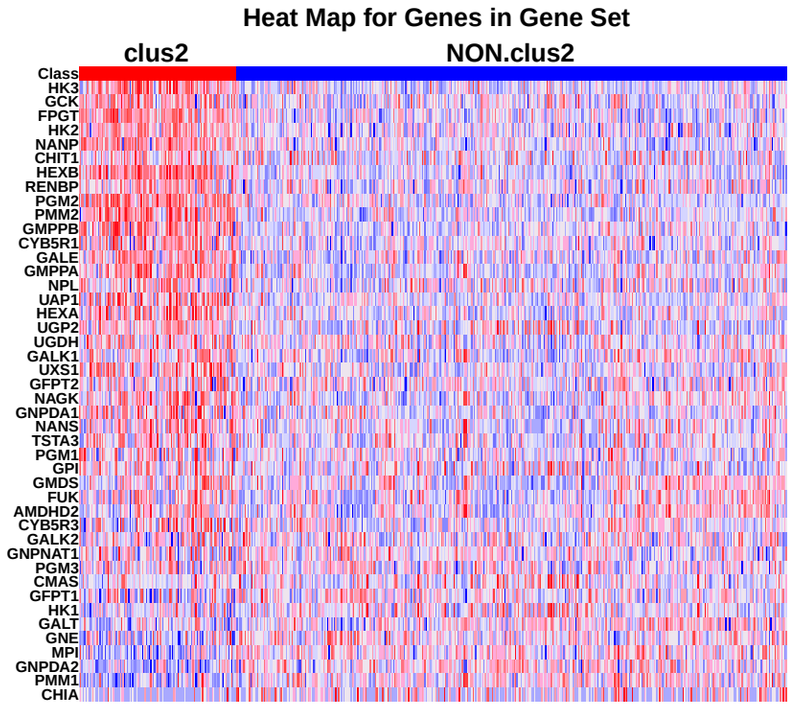
Heat Map for Genes in Gene Set
clus2
NON.clus2
Class
HK3
GCK
FPGT
HK2
NANP
CHIT1
HEXB
RENBP
PGM2
PMM2
GMPPB
CYB5R1
GALE
GMPPA
NPL
UAP1
HEXA
UGP2
UGDH
GALK1
UXS1
GFPT2
NAGK
GNPDA1
NANS
TSTA3
PGM1
GPI
GMDS
FUK
AMDHD2
CYB5R3
GALK2
GNPNAT1
PGM3
CMAS
GFPT1
HK1
GALT
GNE
MPI
GNPDA2
PMM1
CHIA