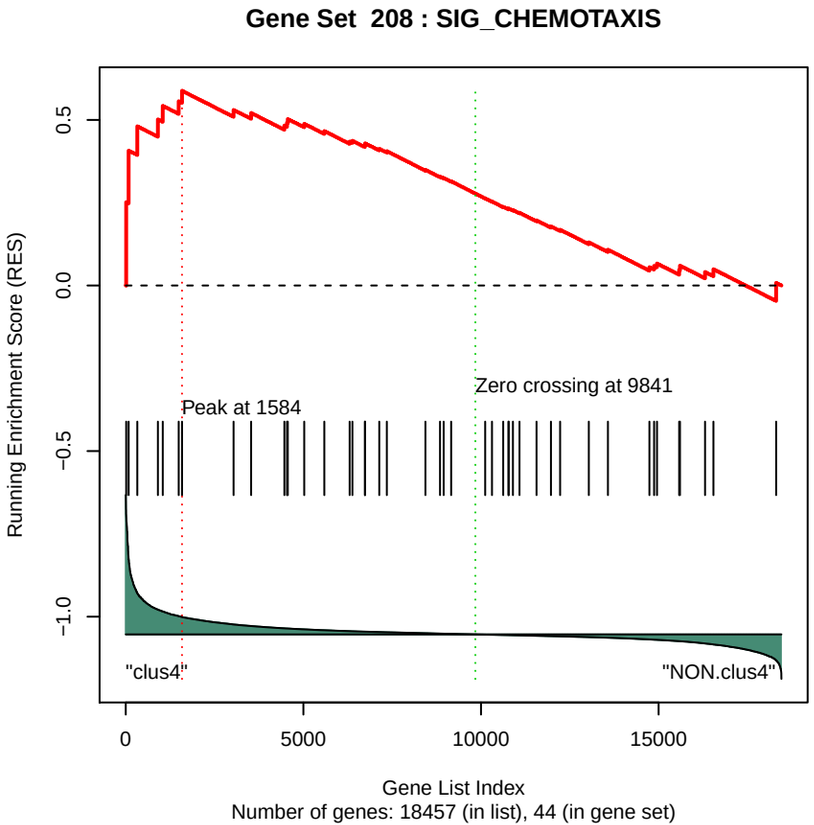
Gene Set 208 : SIG_CHEMOTAXIS
Running Enrichment Score (RES)
0.5
0.0
−0.5
−1.0
Peak at 1584
Zero crossing at 9841
"clus4"
"NON.clus4"
0
5000
10000
15000
Gene List Index
Number of genes: 18457 (in list), 44 (in gene set)

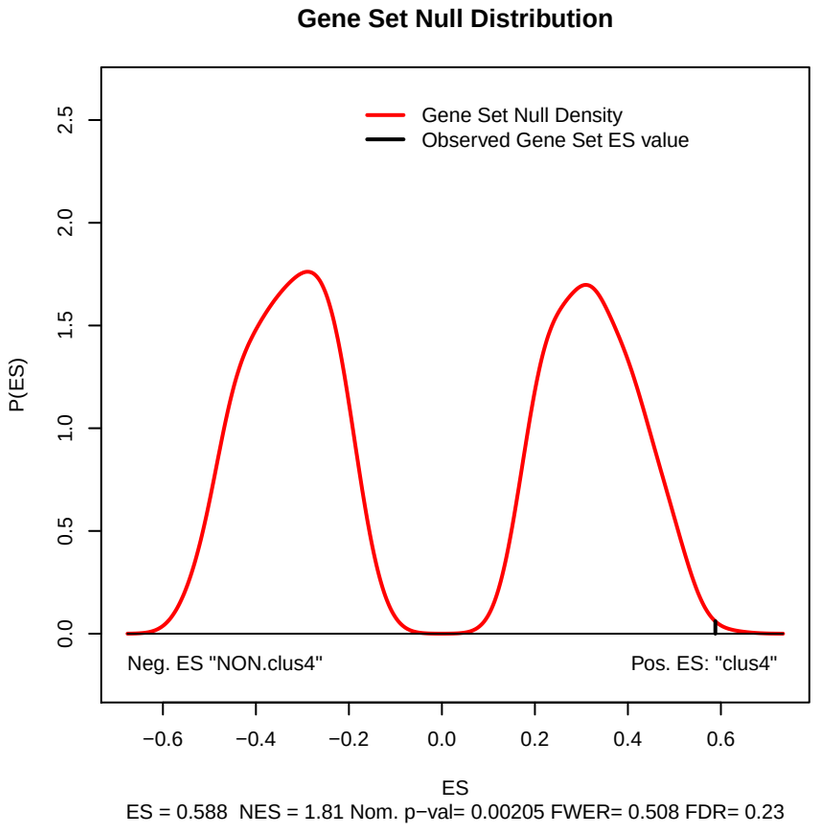
Gene Set Null Distribution
Gene Set Null Density
Observed Gene Set ES value
P(ES)
2.5
2.0
1.5
1.0
0.5
0.0
Neg. ES "NON.clus4"
Pos. ES: "clus4"
−0.6
−0.4
−0.2
0.0
0.2
0.4
0.6
ES
ES = 0.588 NES = 1.81 Nom. p−val= 0.00205 FWER= 0.508 FDR= 0.23

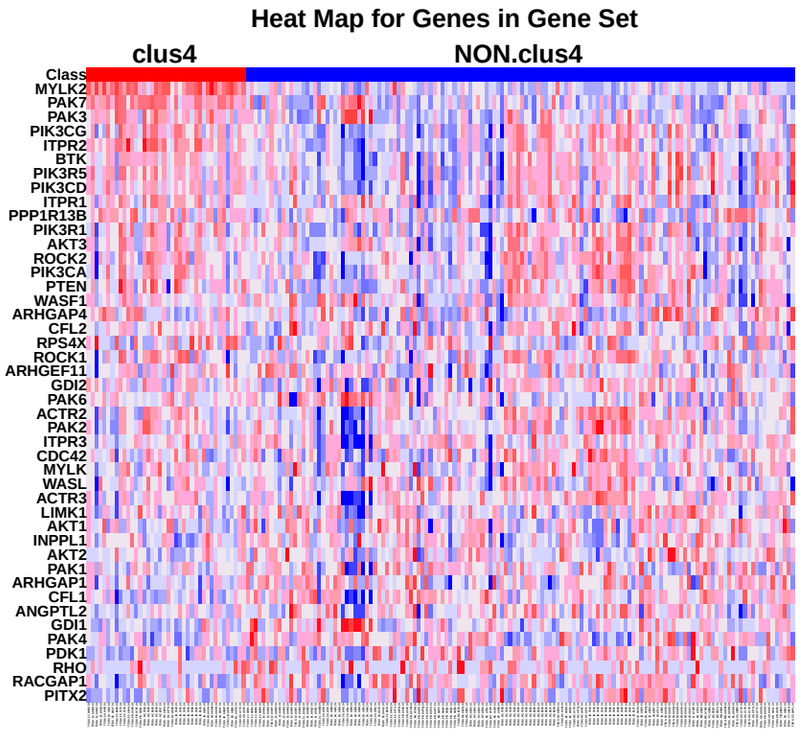
Heat Map for Genes in Gene Set
clus4
NON.clus4
Class
MYLK2
PAK7
PAK3
PIK3CG
ITPR2
BTK
PIK3R5
PIK3CD
ITPR1
PPP1R13B
PIK3R1
AKT3
ROCK2
PIK3CA
PTEN
WASF1
ARHGAP4
CFL2
RPS4X
ROCK1
ARHGEF11
GDI2
PAK6
ACTR2
PAK2
ITPR3
CDC42
MYLK
WASL
ACTR3
LIMK1
AKT1
INPPL1
AKT2
PAK1
ARHGAP1
CFL1
ANGPTL2
GDI1
PAK4
PDK1
RHO
RACGAP1
PITX2