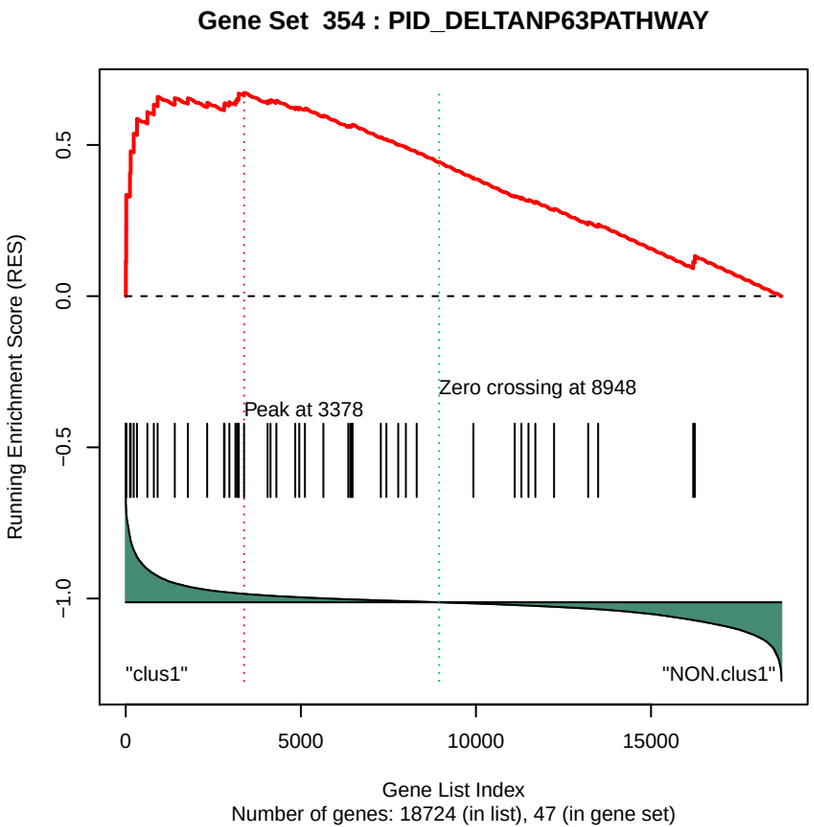
Gene Set 354 : PID_DELTANP63PATHWAY
Running Enrichment Score (RES)
0.5
0.0
−0.5
−1.0
Peak at 3378
Zero crossing at 8948
"clus1"
"NON.clus1"
0
5000
10000
15000
Gene List Index
Number of genes: 18724 (in list), 47 (in gene set)

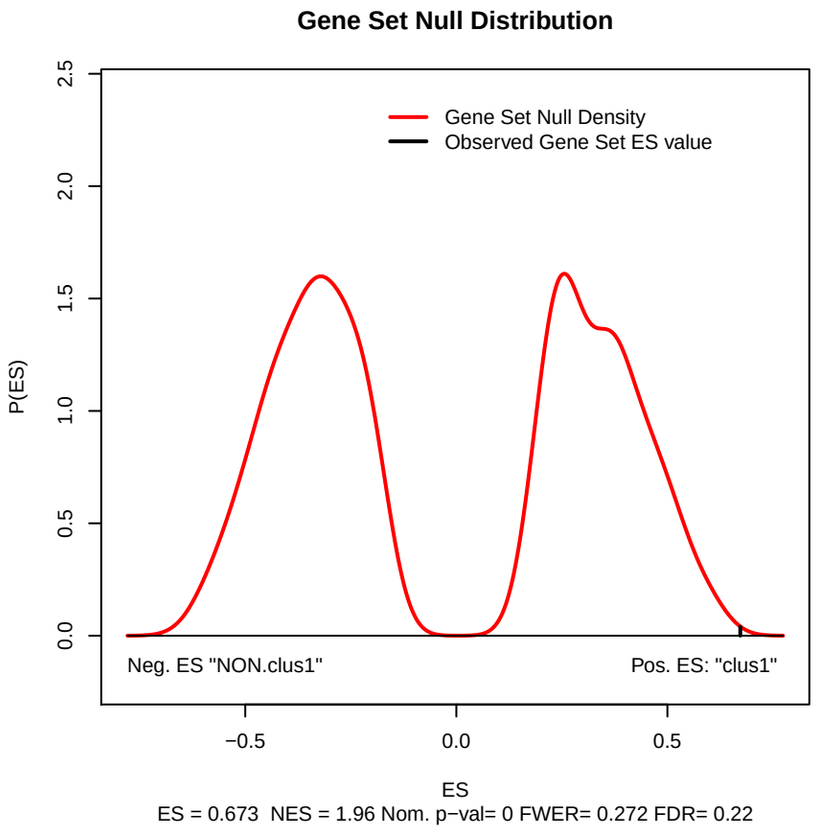
Gene Set Null Distribution
P(ES)
2.5
2.0
1.5
1.0
0.5
0.0
Gene Set Null Density
Observed Gene Set ES value
Neg. ES "NON.clus1"
Pos. ES: "clus1"
−0.5
0.0
0.5
ES
ES = 0.673 NES = 1.96 Nom. p−val= 0 FWER= 0.272 FDR= 0.22

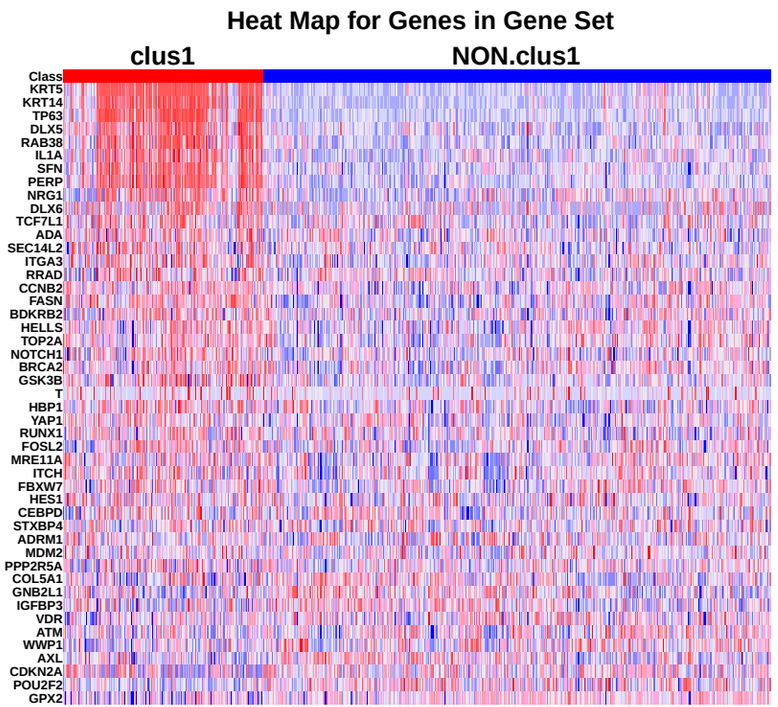
Heat Map for Genes in Gene Set
clus1
NON.clus1
Class
KRT5
KRT14
TP63
DLX5
RAB38
IL1A
SFN
PERP
NRG1
DLX6
TCF7L1
ADA
SEC14L2
ITGA3
RRAD
CCNB2
FASN
BDKRB2
HELLS
TOP2A
NOTCH1
BRCA2
GSK3B
T
HBP1
YAP1
RUNX1
FOSL2
MRE11A
ITCH
FBXW7
HES1
CEBPD
STXBP4
ADRM1
MDM2
PPP2R5A
COL5A1
GNB2L1
IGFBP3
VDR
ATM
WWP1
AXL
CDKN2A
POU2F2
GPX2