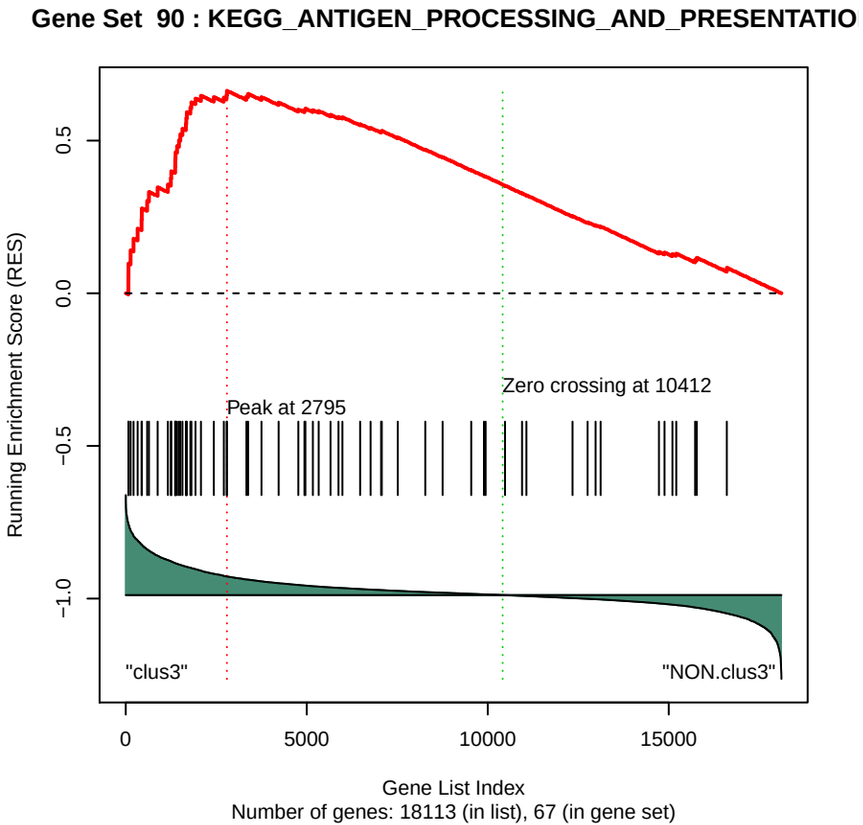
Gene Set 90 : KEGG_ANTIGEN_PROCESSING_AND_PRESENTATIO
Running Enrichment Score (RES)
0.5
0.0
−0.5
−1.0
Peak at 2795
Zero crossing at 10412
"clus3"
"NON.clus3"
0
5000
10000
15000
Gene List Index
Number of genes: 18113 (in list), 67 (in gene set)

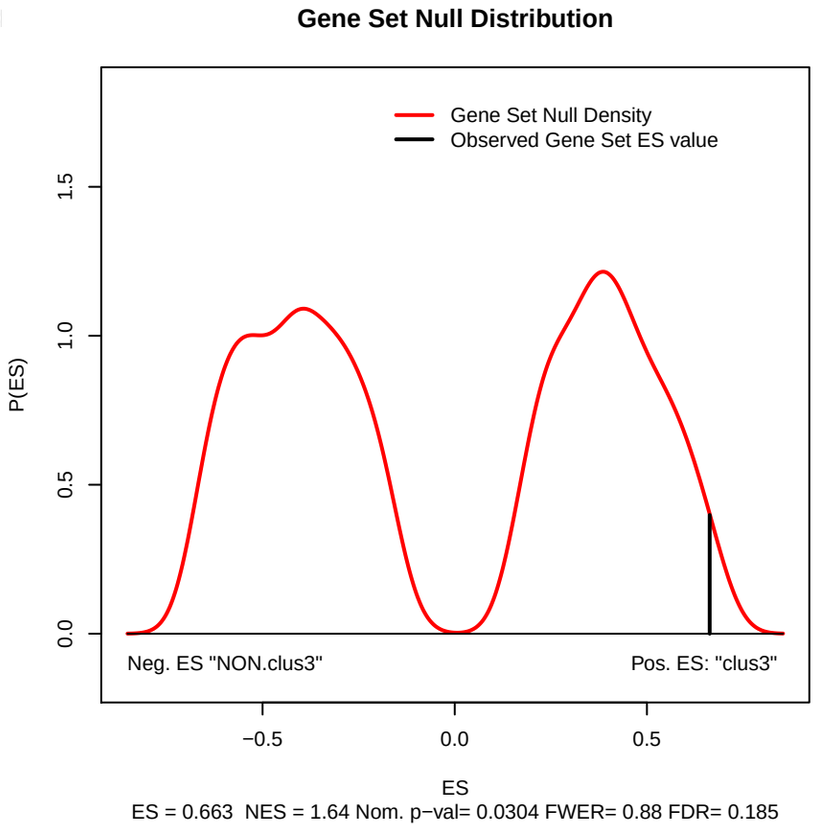
Gene Set Null Distribution
Gene Set Null Density
Observed Gene Set ES value
P(ES)
0.0
0.5
1.0
1.5
Neg. ES "NON.clus3"
Pos. ES: "clus3"
−0.5
0.0
0.5
ES
ES = 0.663 NES = 1.64 Nom. p−val= 0.0304 FWER= 0.88 FDR= 0.185

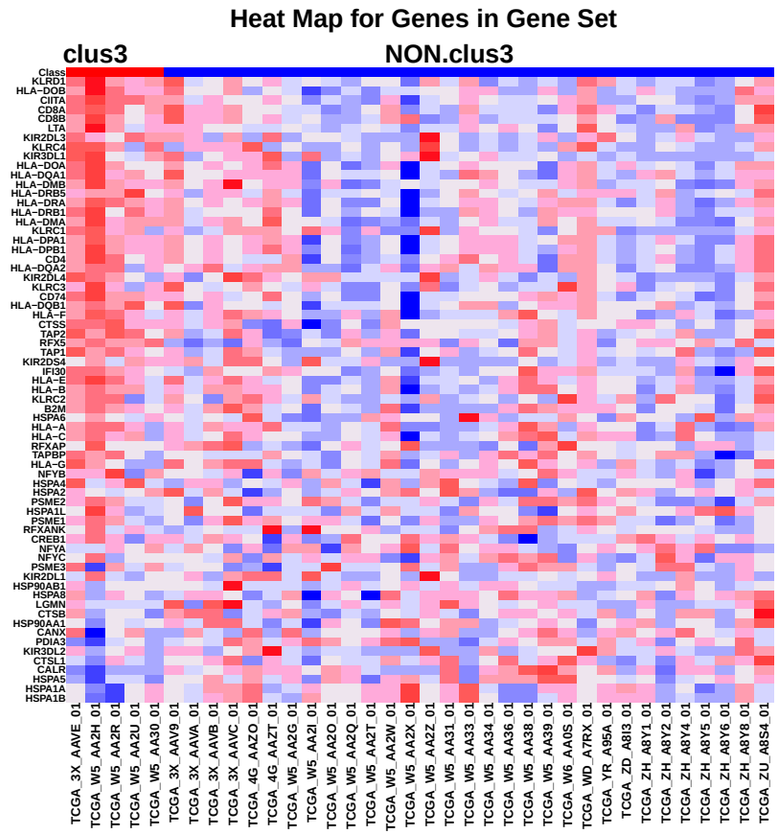
Heat Map for Genes in Gene Set
clus3
NON.clus3
Class
KLRD1
HLA−DOB
CIITA
CD8A
CD8B
LTA
KIR2DL3
KLRC4
KIR3DL1
HLA−DOA
HLA−DQA1
HLA−DMB
HLA−DRB5
HLA−DRA
HLA−DRB1
HLA−DMA
KLRC1
HLA−DPA1
HLA−DPB1
CD4
HLA−DQA2
KIR2DL4
KLRC3
CD74
HLA−DQB1
HLA−F
CTSS
TAP2
RFX5
TAP1
KIR2DS4
IFI30
HLA−E
HLA−B
KLRC2
B2M
HSPA6
HLA−A
HLA−C
RFXAP
TAPBP
HLA−G
NFYB
HSPA4
HSPA2
PSME2
HSPA1L
PSME1
RFXANK
CREB1
NFYA
NFYC
PSME3
KIR2DL1
HSP90AB1
HSPA8
LGMN
CTSB
HSP90AA1
CANX
PDIA3
KIR3DL2
CTSL1
CALR
HSPA5
HSPA1A
HSPA1B
TCGA_3X_AAVE_01
TCGA_W5_AA2H_01
TCGA_W5_AA2R_01
TCGA_W5_AA2U_01
TCGA_W5_AA30_01
TCGA_3X_AAV9_01
TCGA_3X_AAVA_01
TCGA_3X_AAVB_01
TCGA_3X_AAVC_01
TCGA_4G_AA2O_01
TCGA_4G_AA2T_01
TCGA_W5_AA2G_01
TCGA_W5_AA2I_01
TCGA_W5_AA2Q_01
TCGA_W5_AA2T_01
TCGA_W5_AA2W_01
TCGA_W5_AA2X_01
TCGA_W5_AA2Z_01
TCGA_W5_AA31_01
TCGA_W5_AA33_01
TCGA_W5_AA34_01
TCGA_W5_AA36_01
TCGA_W5_AA38_01
TCGA_W5_AA39_01
TCGA_W6_AA0S_01
TCGA_WD_A7RX_01
TCGA_YR_A95A_01
TCGA_ZD_A8I3_01
TCGA_ZH_A8Y1_01
TCGA_ZH_A8Y2_01
TCGA_ZH_A8Y4_01
TCGA_ZH_A8Y5_01
TCGA_ZH_A8Y6_01
TCGA_ZH_A8Y8_01
TCGA_ZU_A8S4_01