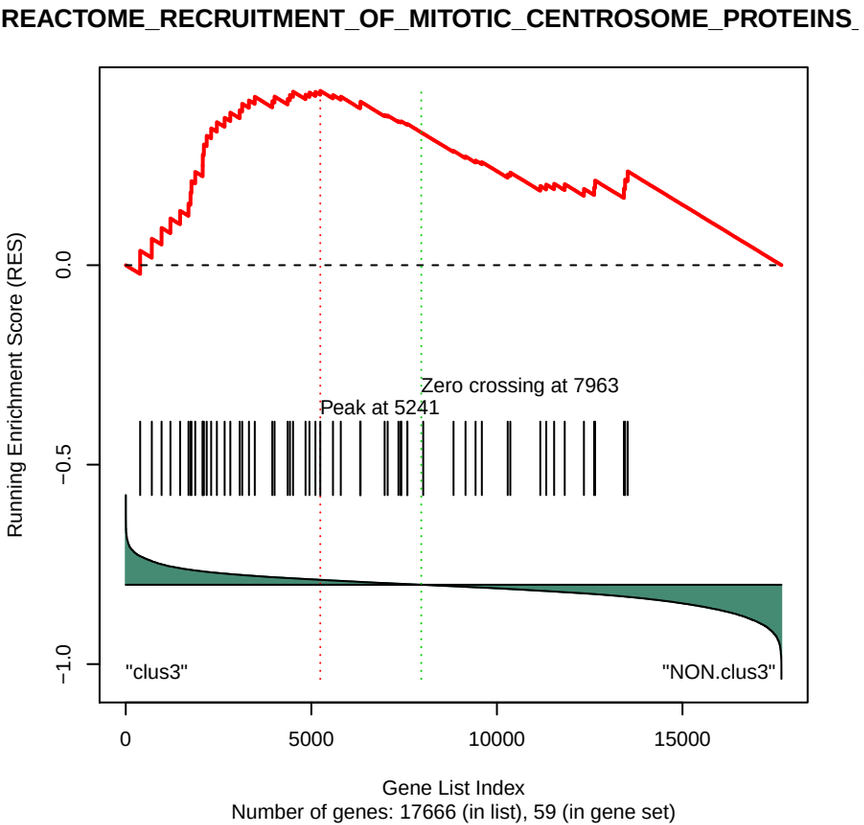
REACTOME_RECRUITMENT_OF_MITOTIC_CENTROSOME_PROTEINS_
Running Enrichment Score (RES)
0.0
−0.5
−1.0
Zero crossing at 7963
Peak at 5241
"clus3"
"NON.clus3"
0
5000
10000
15000
Gene List Index
Number of genes: 17666 (in list), 59 (in gene set)

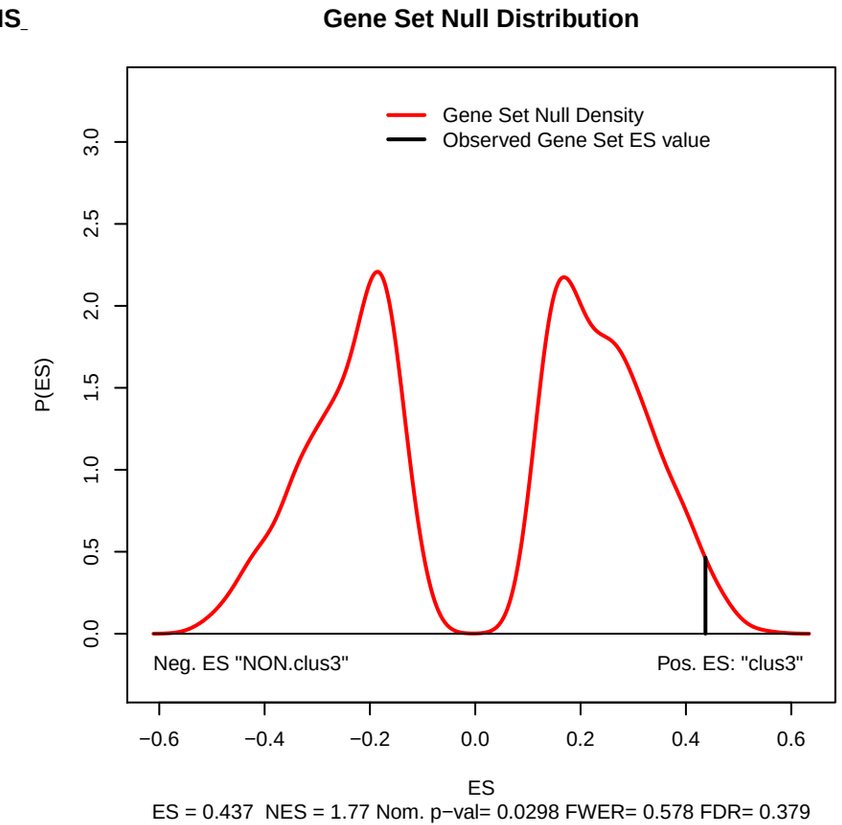
Gene Set Null Distribution
Gene Set Null Density
Observed Gene Set ES value
P(ES)
0.0
0.5
1.0
1.5
2.0
2.5
3.0
Neg. ES "NON.clus3"
Pos. ES: "clus3"
−0.6
−0.4
−0.2
0.0
0.2
0.4
0.6
ES
ES = 0.437 NES = 1.77 Nom. p−val= 0.0298 FWER= 0.578 FDR= 0.379

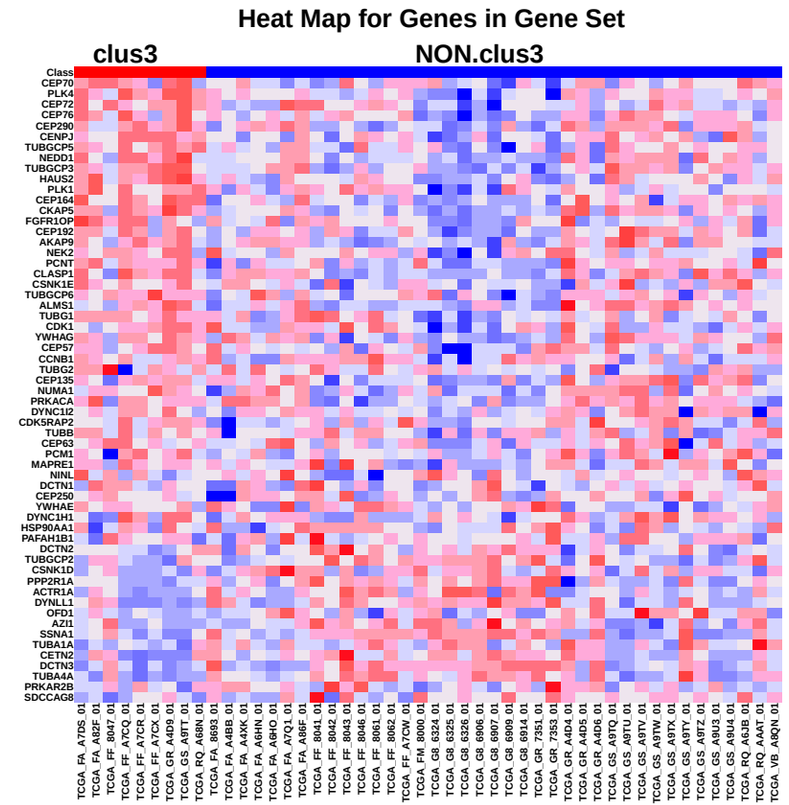
Heat Map for Genes in Gene Set
clus3
NON.clus3
Class
CEP70
PLK4
CEP72
CEP76
CEP290
CENPJ
TUBGCP5
NEDD1
TUBGCP3
HAUS2
PLK1
CEP164
CKAP5
FGFR1OP
CEP192
AKAP9
NEK2
PCNT
CLASP1
CSNK1E
TUBGCP6
ALMS1
TUBG1
CDK1
YWHAG
CEP57
CCNB1
TUBG2
CEP135
NUMA1
PRKACA
DYNC1I2
CDK5RAP2
TUBB
CEP63
PCM1
MAPRE1
NINL
DCTN1
CEP250
YWHAE
DYNC1H1
HSP90AA1
PAFAH1B1
DCTN2
TUBGCP2
CSNK1D
PPP2R1A
ACTR1A
DYNLL1
OFD1
AZI1
SSNA1
TUBA1A
CETN2
DCTN3
TUBA4A
PRKAR2B
SDCCAG8