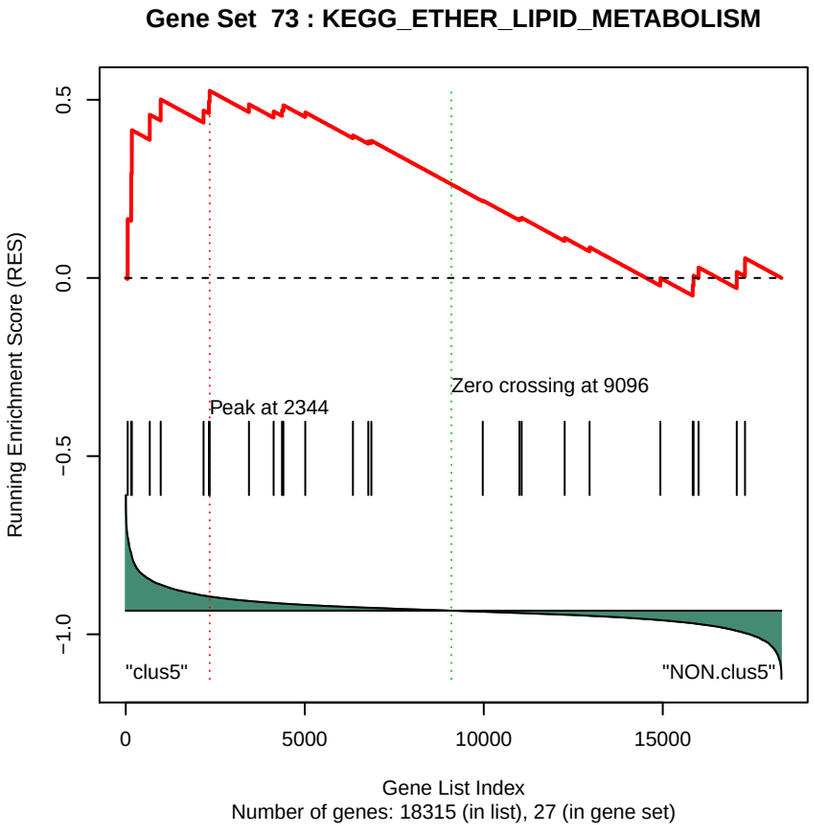
Gene Set 73 : KEGG_ETHER_LIPID_METABOLISM
Running Enrichment Score (RES)
0.5
0.0
−0.5
−1.0
Peak at 2344
Zero crossing at 9096
"clus5"
"NON.clus5"
0
5000
10000
15000
Gene List Index
Number of genes: 18315 (in list), 27 (in gene set)

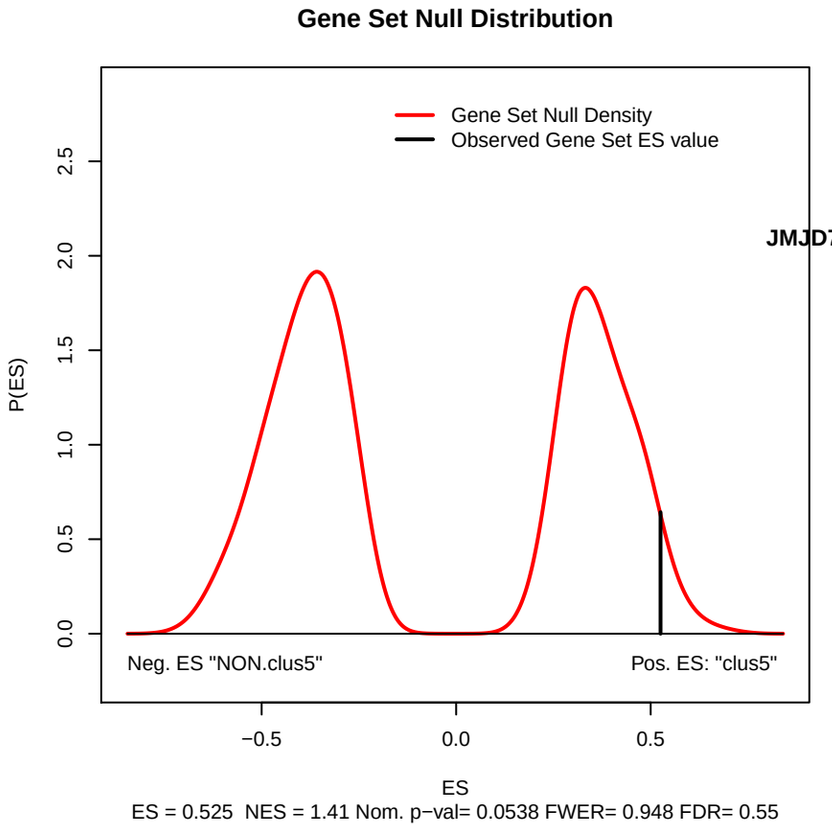
Gene Set Null Distribution
Gene Set Null Density
Observed Gene Set ES value
P(ES)
0.0
0.5
1.0
1.5
2.0
2.5
Neg. ES "NON.clus5"
Pos. ES: "clus5"
−0.5
0.0
0.5
ES
ES = 0.525 NES = 1.41 Nom. p−val= 0.0538 FWER= 0.948 FDR= 0.55

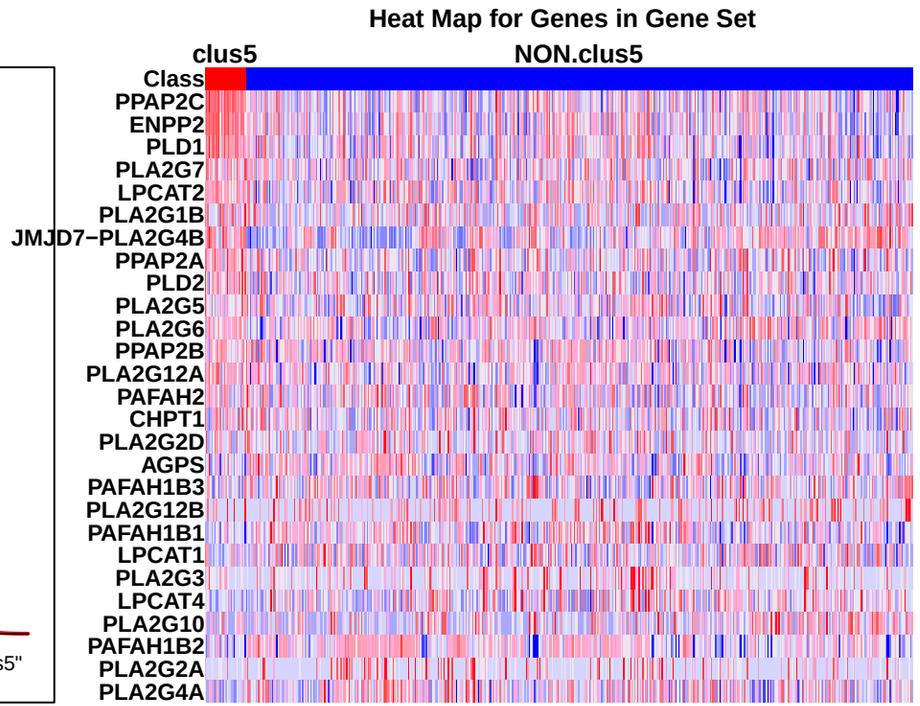
Heat Map for Genes in Gene Set
clus5
NON.clus5
Class
PPAP2C
ENPP2
PLD1
PLA2G7
LPCAT2
PLA2G1B
JMJD7−PLA2G4B
PPAP2A
PLD2
PLA2G5
PLA2G6
PPAP2B
PLA2G12A
PAFAH2
CHPT1
PLA2G2D
AGPS
PAFAH1B3
PLA2G12B
PAFAH1B1
LPCAT1
PLA2G3
LPCAT4
PLA2G10
PAFAH1B2
PLA2G2A
PLA2G4A