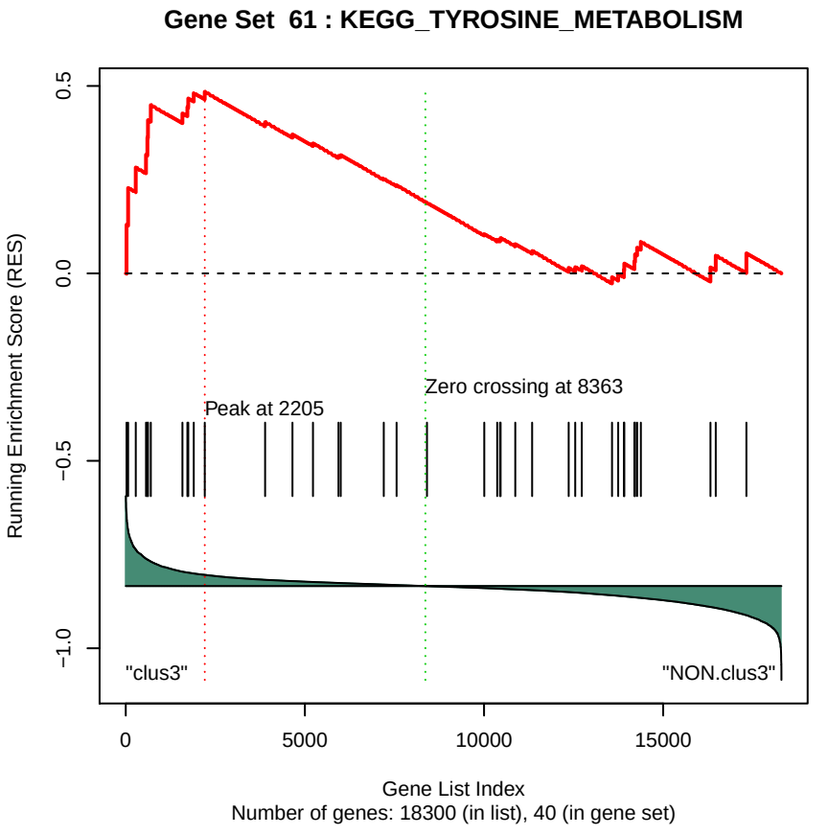
Gene Set 61 : KEGG_TYROSINE_METABOLISM
Running Enrichment Score (RES)
0.5
0.0
−0.5
−1.0
Peak at 2205
Zero crossing at 8363
"clus3"
"NON.clus3"
0
5000
10000
15000
Gene List Index
Number of genes: 18300 (in list), 40 (in gene set)

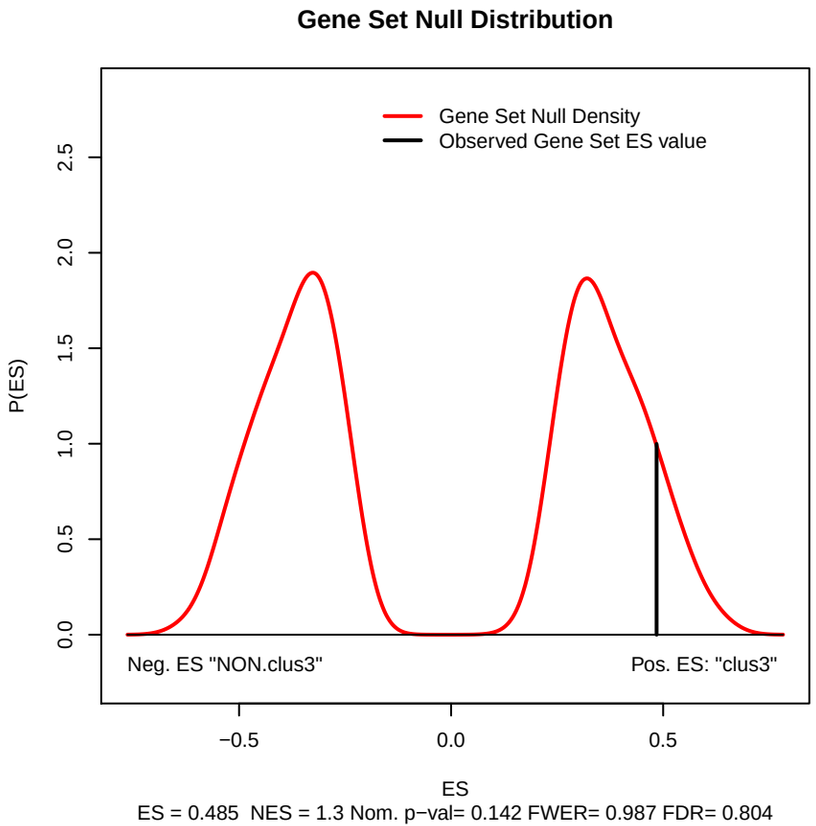
Gene Set Null Distribution
Gene Set Null Density
Observed Gene Set ES value
P(ES)
0.0
0.5
1.0
1.5
2.0
2.5
Neg. ES "NON.clus3"
Pos. ES: "clus3"
−0.5
0.0
0.5
ES
ES = 0.485 NES = 1.3 Nom. p−val= 0.142 FWER= 0.987 FDR= 0.804

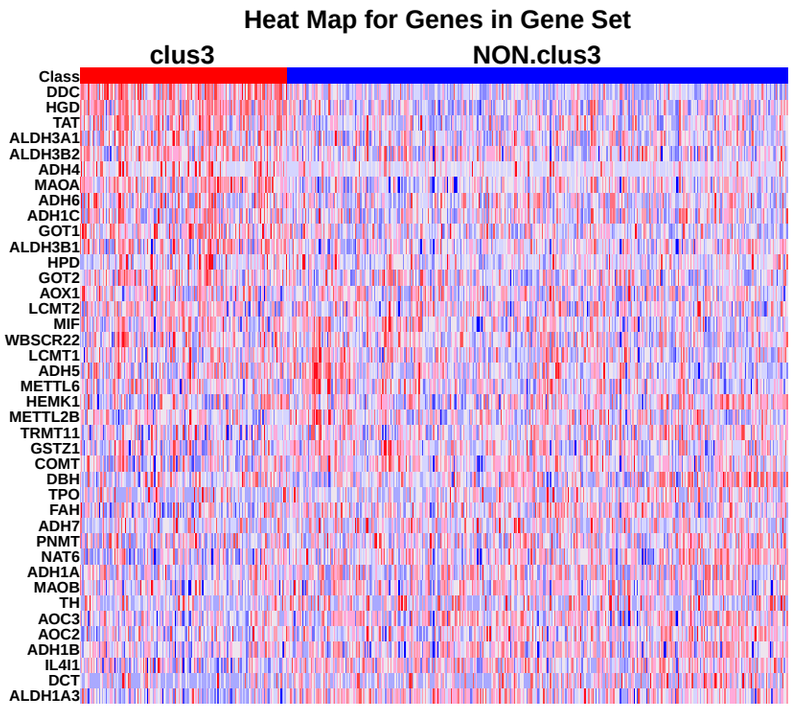
Heat Map for Genes in Gene Set
clus3
NON.clus3
Class
DDC
HGD
TAT
ALDH3A1
ALDH3B2
ADH4
MAOA
ADH6
ADH1C
GOT1
ALDH3B1
HPD
GOT2
AOX1
LCMT2
MIF
WBSCR22
LCMT1
ADH5
METTL6
HEMK1
METTL2B
TRMT11
GSTZ1
COMT
DBH
TPO
FAH
ADH7
PNMT
NAT6
ADH1A
MAOB
TH
AOC3
AOC2
ADH1B
IL4I1
DCT
ALDH1A3