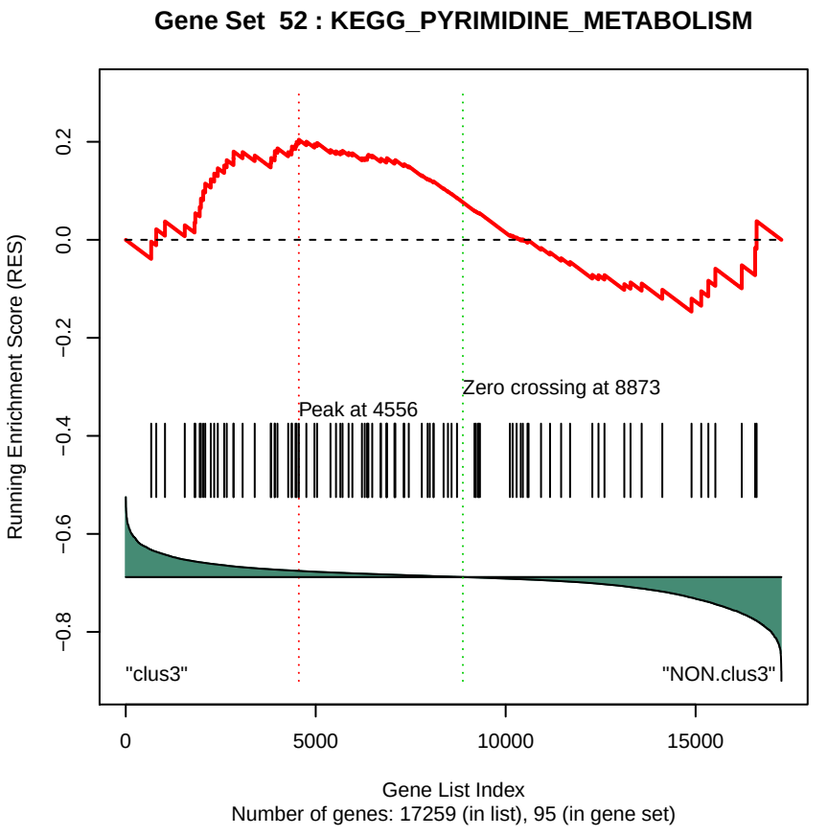
Gene Set 52 : KEGG_PYRIMIDINE_METABOLISM
Running Enrichment Score (RES)
0.2
0.0
−0.2
−0.4
−0.6
−0.8
Peak at 4556
Zero crossing at 8873
"clus3"
"NON.clus3"
0
5000
10000
15000
Gene List Index
Number of genes: 17259 (in list), 95 (in gene set)

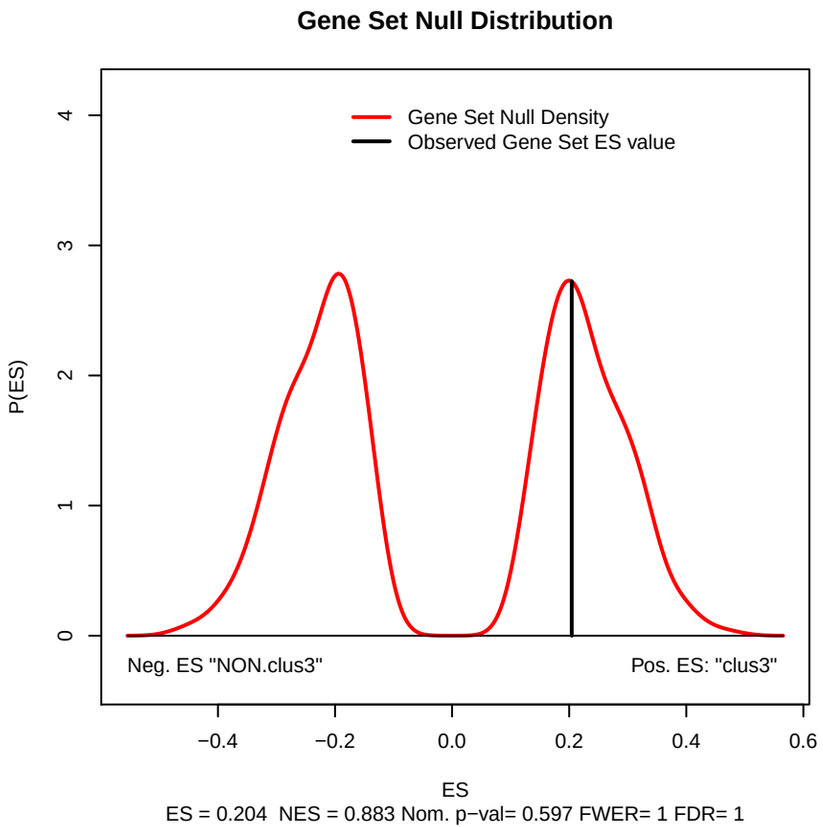
Gene Set Null Distribution
Gene Set Null Density
Observed Gene Set ES value
P(ES)
0
1
2
3
4
Neg. ES "NON.clus3"
Pos. ES: "clus3"
−0.4
−0.2
0.0
0.2
0.4
0.6
ES
ES = 0.204 NES = 0.883 Nom. p−val= 0.597 FWER= 1 FDR= 1


Heat Map for Genes in Gene Set
clus3
NON.clus3