
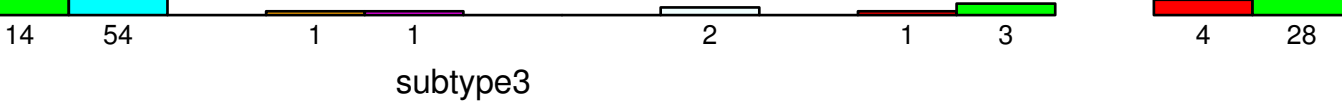
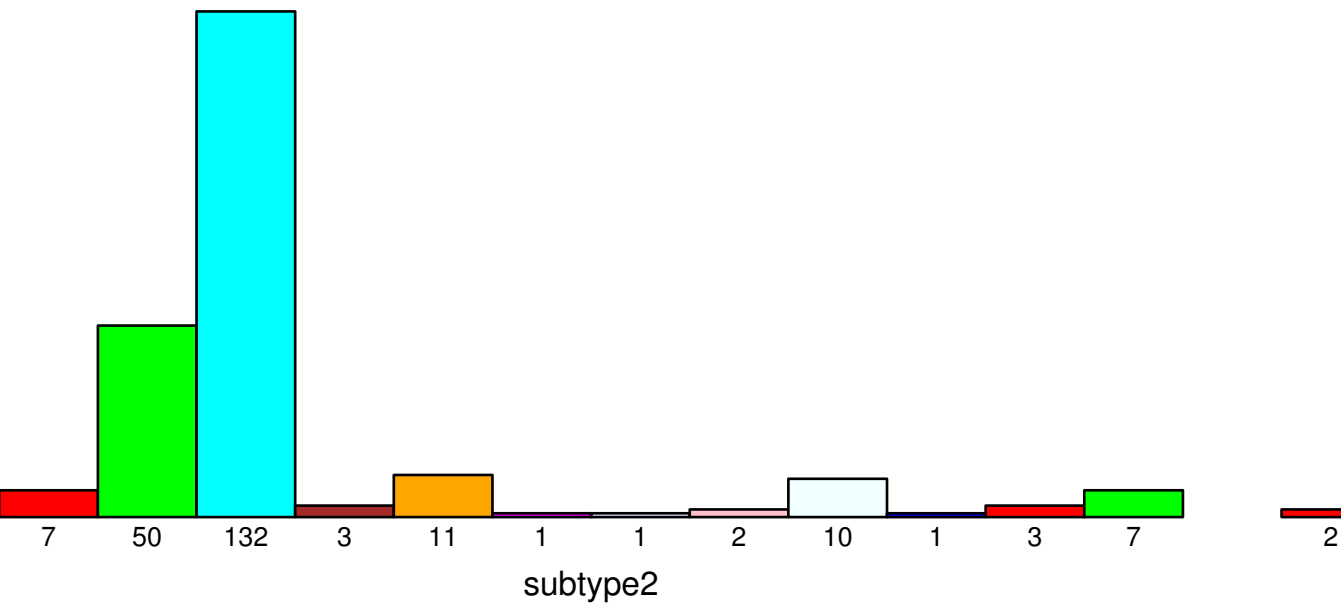
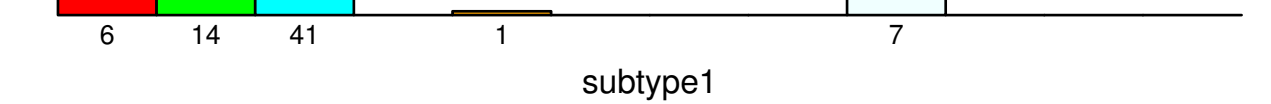
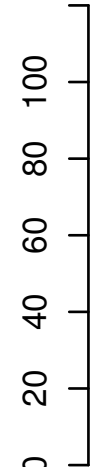


# HISTOLOGICAL\_TYPE

number of cases



- LUNG ACINAR ADENOCARCINOMA
- LUNG ADENOCARCINOMA MIXED SUBTYPE
- LUNG ADENOCARCINOMA- NOT OTHERWISE SPECIFIED (NOS)
- LUNG BRONCHIOALVEOLAR CARCINOMA MUCINOUS
- LUNG BRONCHIOALVEOLAR CARCINOMA NONMUCINOUS
- LUNG CLEAR CELL ADENOCARCINOMA
- LUNG MICROPAPILLARY ADENOCARCINOMA
- LUNG MUCINOUS ADENOCARCINOMA
- LUNG PAPILLARY ADENOCARCINOMA
- LUNG SIGNET RING ADENOCARCINOMA
- LUNG SOLID PATTERN PREDOMINANT ADENOCARCINOMA
- MUCINOUS (COLLOID) CARCINOMA

Fisher's exact test P = 0.382