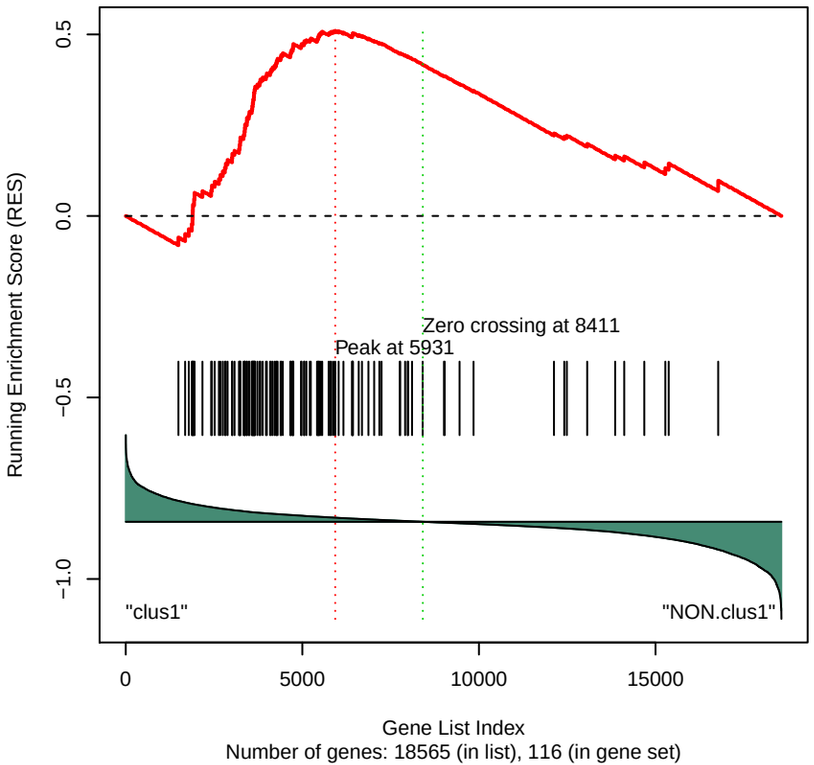
et 395 : REACTOME_TCA_CYCLE_AND_RESPIRATORY_ELECTRON_T
Running Enrichment Score (RES)
0.5
0.0
−0.5
−1.0
Zero crossing at 8411
Peak at 5931
"clus1"
"NON.clus1"
0
5000
10000
15000
Gene List Index
Number of genes: 18565 (in list), 116 (in gene set)

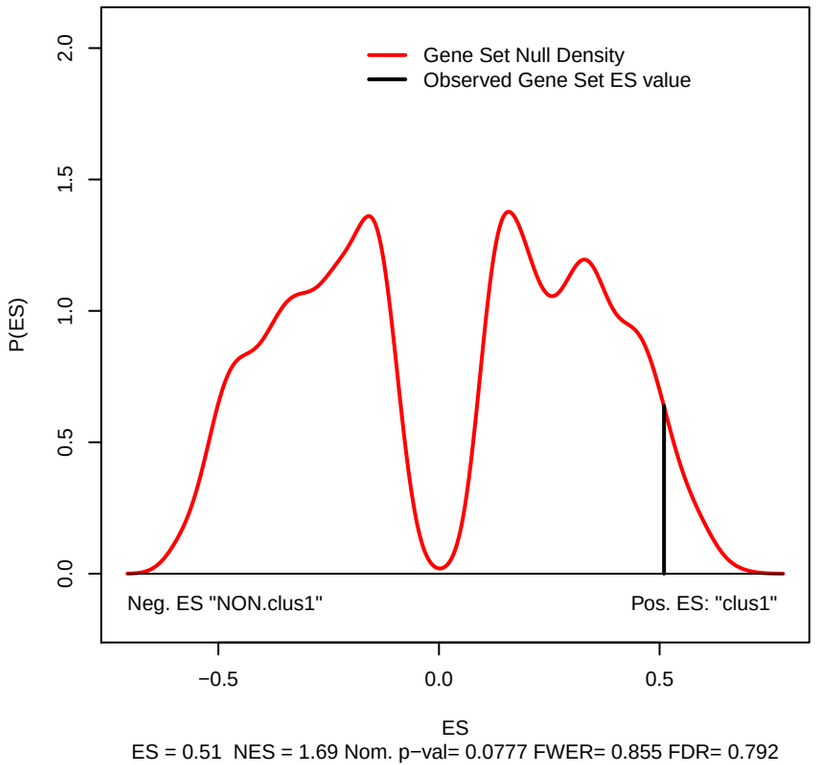
Gene Set Null Distribution
Gene Set Null Density
Observed Gene Set ES value
P(ES)
2.0
1.5
1.0
0.5
0.0
Neg. ES "NON.clus1"
Pos. ES: "clus1"
−0.5
0.0
0.5
ES
ES = 0.51 NES = 1.69 Nom. p−val= 0.0777 FWER= 0.855 FDR= 0.792

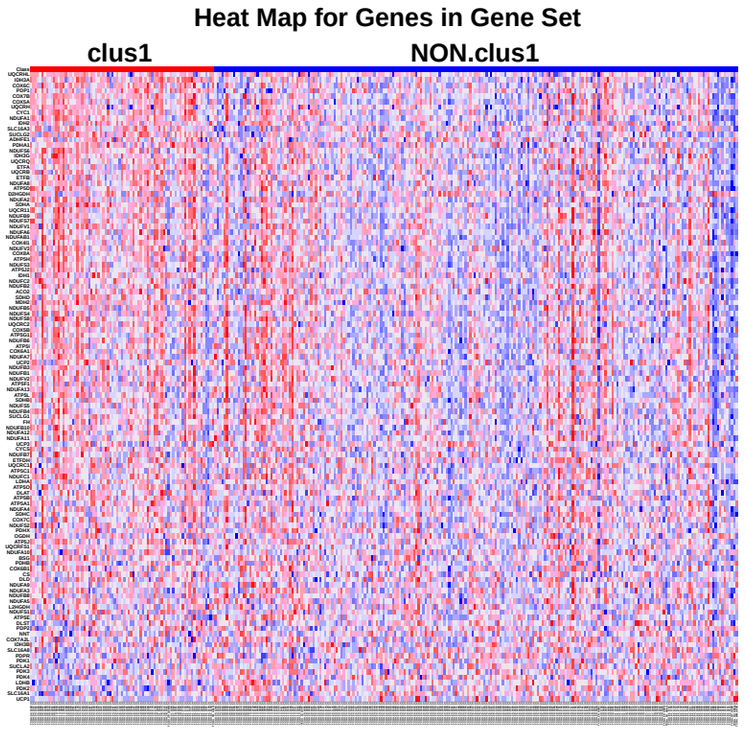
Heat Map for Genes in Gene Set
clus1
NON.clus1