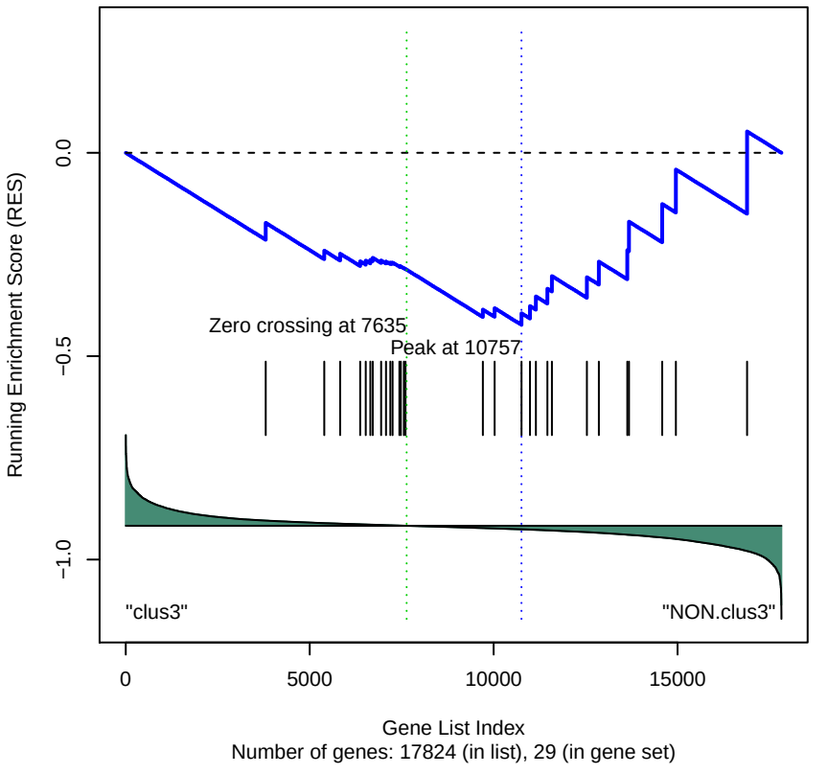
EACTOME_FORMATION_OF_TRANSCRIPTION_COUPLED_NER_TC_NE
Running Enrichment Score (RES)
0.0
−0.5
−1.0
Zero crossing at 7635
Peak at 10757
"clus3"
"NON.clus3"
0
5000
10000
15000
Gene List Index
Number of genes: 17824 (in list), 29 (in gene set)

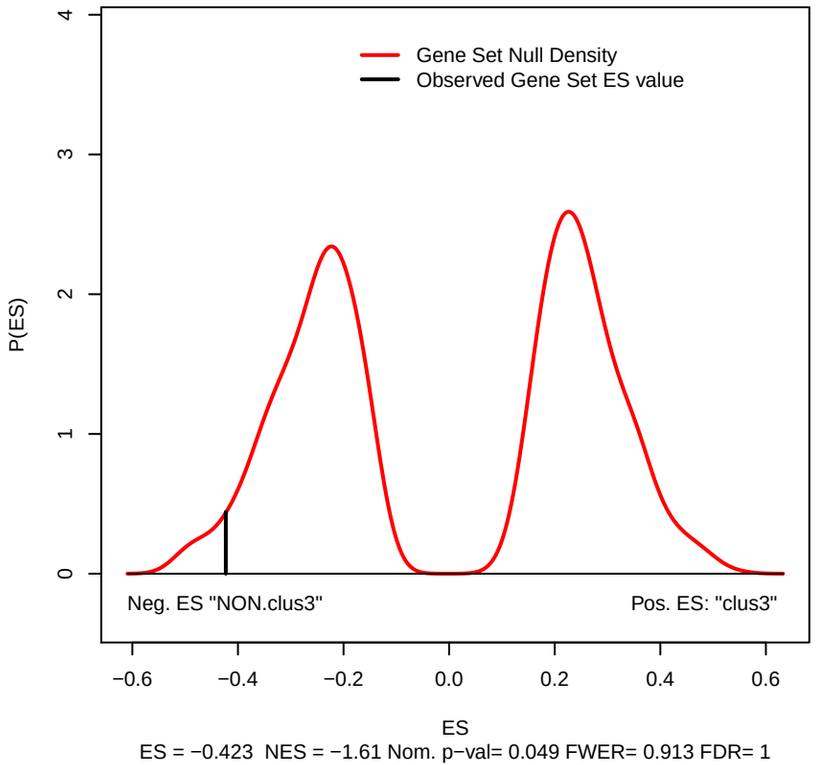
Gene Set Null Distribution
Gene Set Null Density
Observed Gene Set ES value
P(ES)
0
1
2
3
4
Neg. ES "NON.clus3"
Pos. ES: "clus3"
−0.6
−0.4
−0.2
0.0
0.2
0.4
0.6
ES
ES = −0.423 NES = −1.61 Nom. p−val= 0.049 FWER= 0.913 FDR= 1

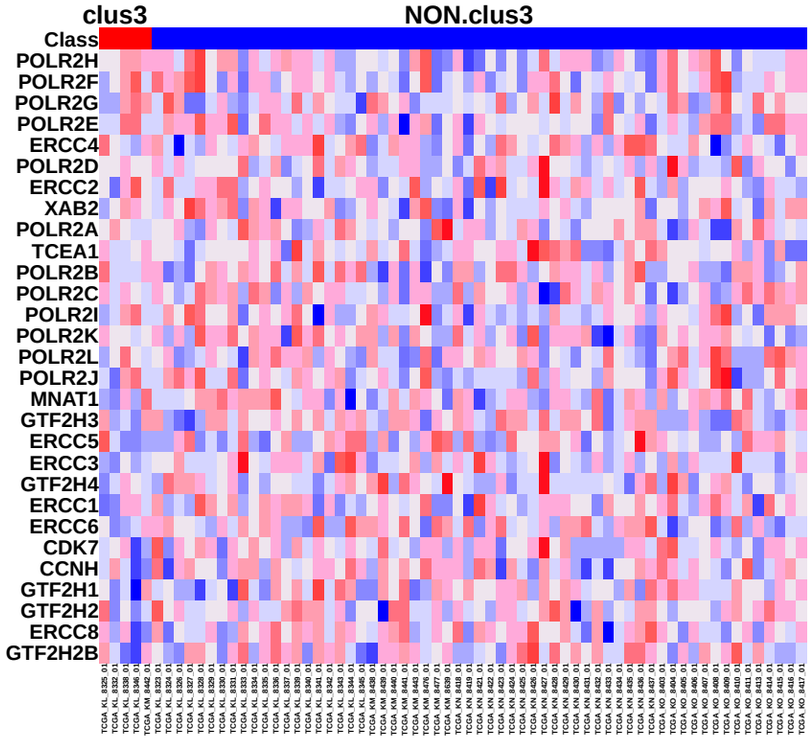
Heat Map for Genes in Gene Set
clus3
NON.clus3
Class
POLR2H
POLR2F
POLR2G
POLR2E
ERCC4
POLR2D
ERCC2
XAB2
POLR2A
TCEA1
POLR2B
POLR2C
POLR2I
POLR2K
POLR2L
POLR2J
MNAT1
GTF2H3
ERCC5
ERCC3
GTF2H4
ERCC1
ERCC6
CDK7
CCNH
GTF2H1
GTF2H2
ERCC8
GTF2H2B