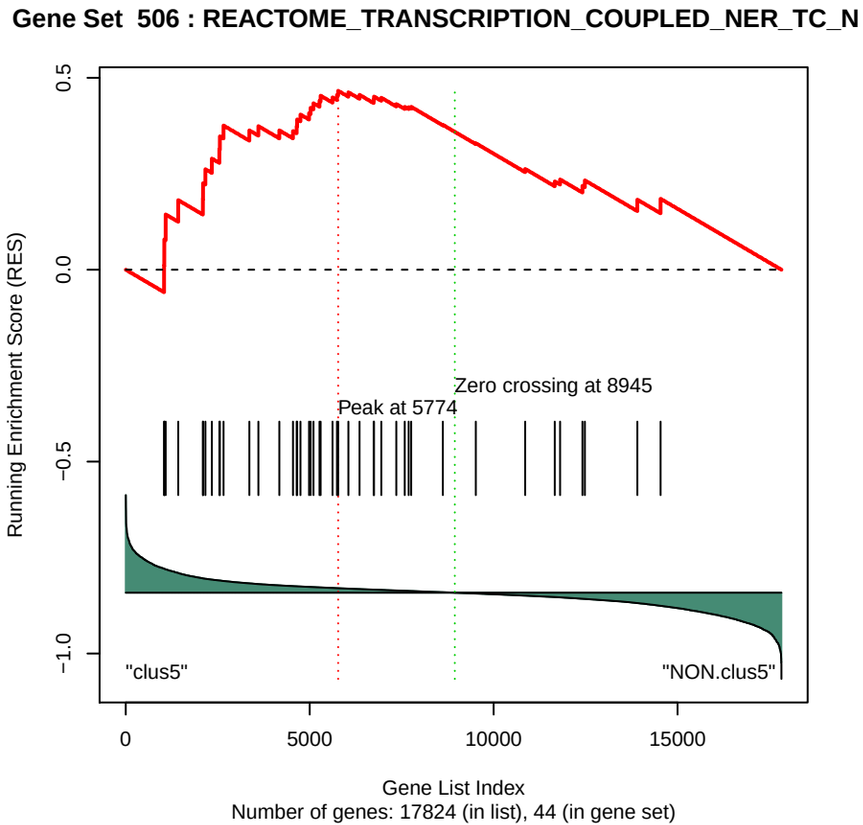
Gene Set 506 : REACTOME_TRANSCRIPTION_COUPLED_NER_TC_N
Running Enrichment Score (RES)
0.5
0.0
−0.5
−1.0
Zero crossing at 8945
Peak at 5774
"clus5"
"NON.clus5"
0
5000
10000
15000
Gene List Index
Number of genes: 17824 (in list), 44 (in gene set)

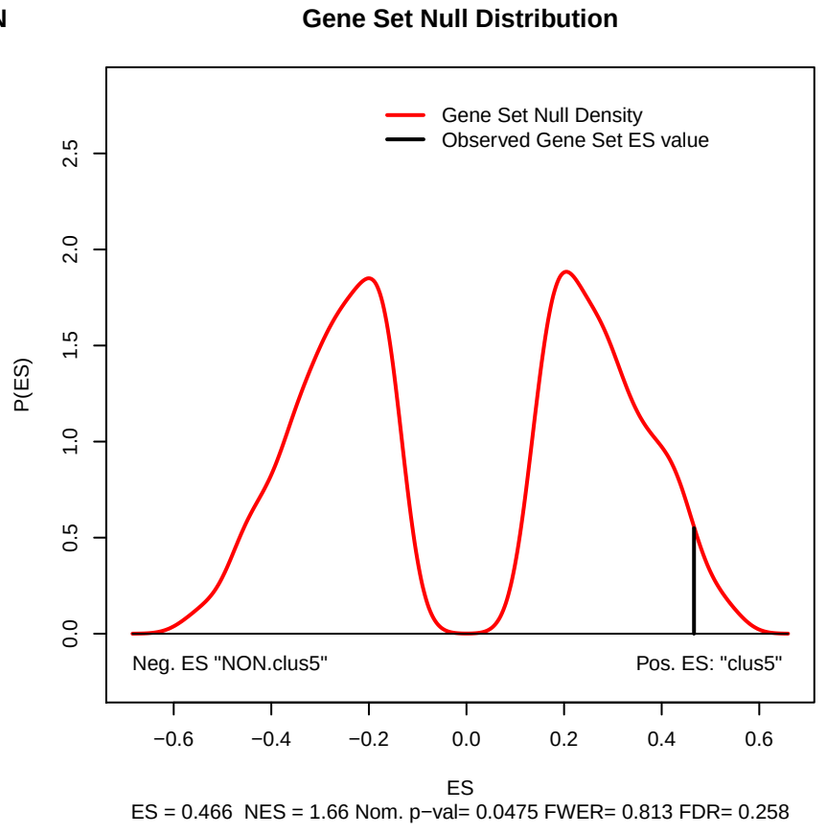
Gene Set Null Distribution
Gene Set Null Density
Observed Gene Set ES value
P(ES)
0.0
0.5
1.0
1.5
2.0
2.5
Neg. ES "NON.clus5"
Pos. ES: "clus5"
−0.6
−0.4
−0.2
0.0
0.2
0.4
0.6
ES
ES = 0.466 NES = 1.66 Nom. p−val= 0.0475 FWER= 0.813 FDR= 0.258

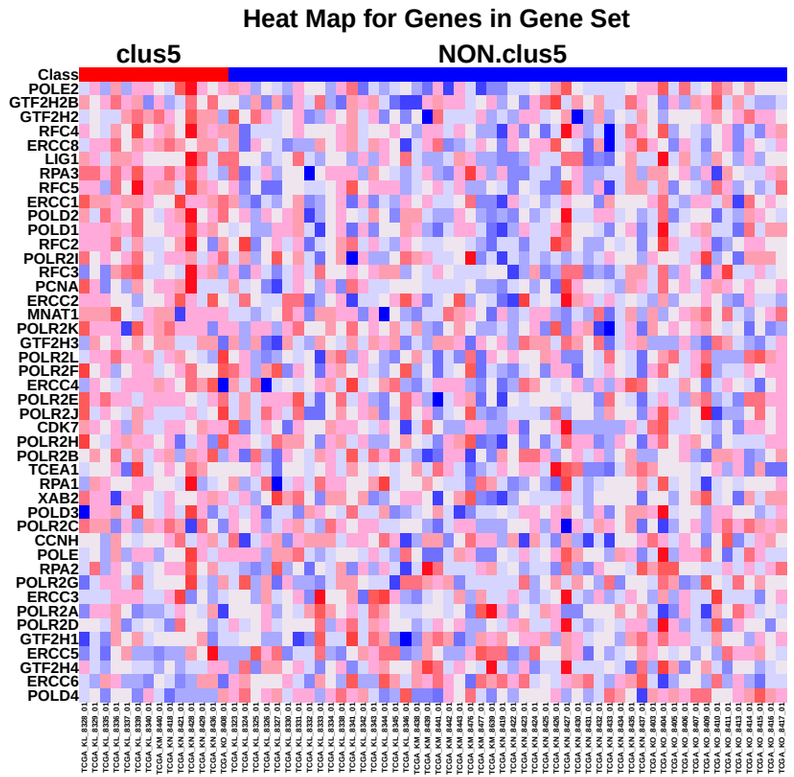
Heat Map for Genes in Gene Set
clus5
NON.clus5
Class
POLE2
GTF2H2B
GTF2H2
RFC4
ERCC8
LIG1
RPA3
RFC5
ERCC1
POLD2
POLD1
RFC2
POLR2I
RFC3
PCNA
ERCC2
MNAT1
POLR2K
GTF2H3
POLR2L
POLR2F
ERCC4
POLR2E
POLR2J
CDK7
POLR2H
POLR2B
TCEA1
RPA1
XAB2
POLD3
POLR2C
CCNH
POLE
RPA2
POLR2G
ERCC3
POLR2A
POLR2D
GTF2H1
ERCC5
GTF2H4
ERCC6
POLD4