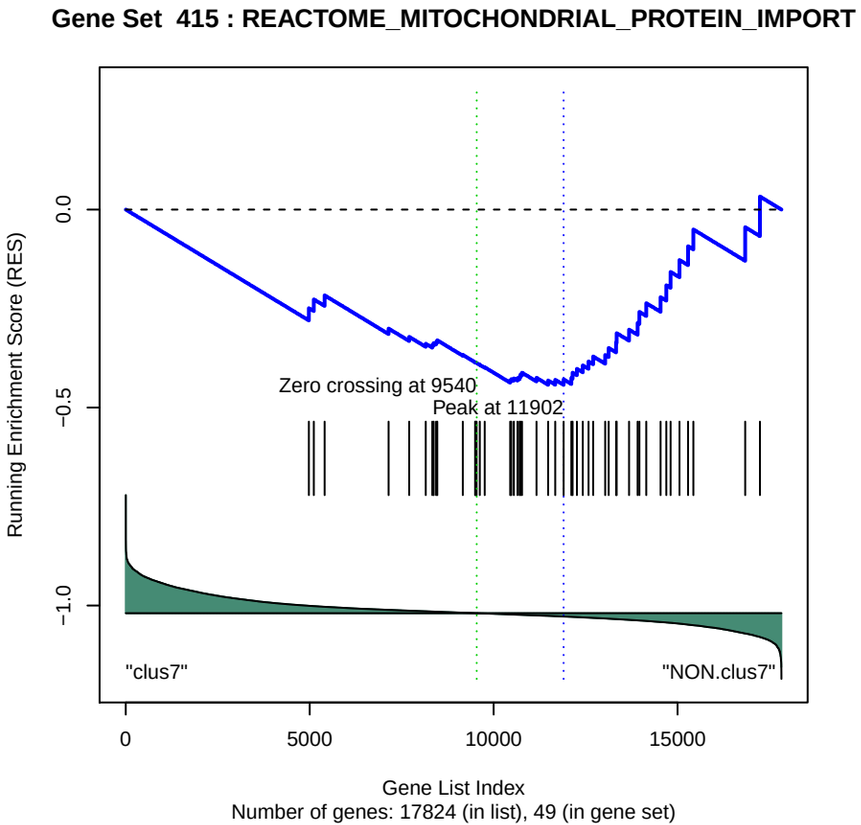
Gene Set 415 : REACTOME_MITOCHONDRIAL_PROTEIN_IMPORT
Running Enrichment Score (RES)
0.0
−0.5
−1.0
Zero crossing at 9540
Peak at 11902
"clus7"
"NON.clus7"
0
5000
10000
15000
Gene List Index
Number of genes: 17824 (in list), 49 (in gene set)

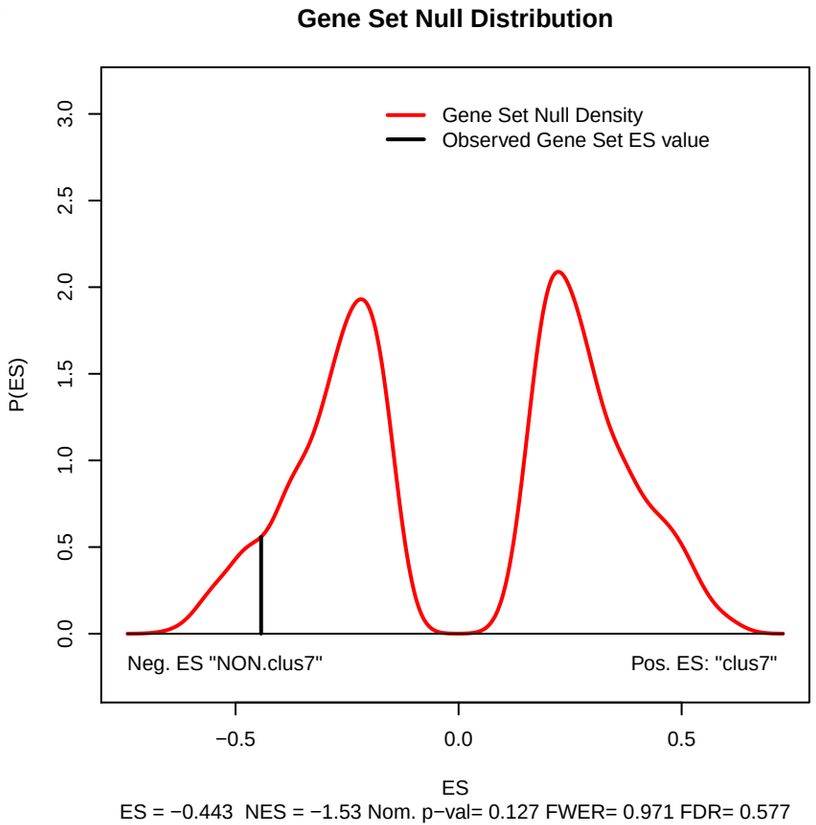
Gene Set Null Distribution
Gene Set Null Density
Observed Gene Set ES value
P(ES)
0.0
0.5
1.0
1.5
2.0
2.5
3.0
Neg. ES "NON.clus7"
Pos. ES: "clus7"
−0.5
0.0
0.5
ES
ES = −0.443 NES = −1.53 Nom. p−val= 0.127 FWER= 0.971 FDR= 0.577

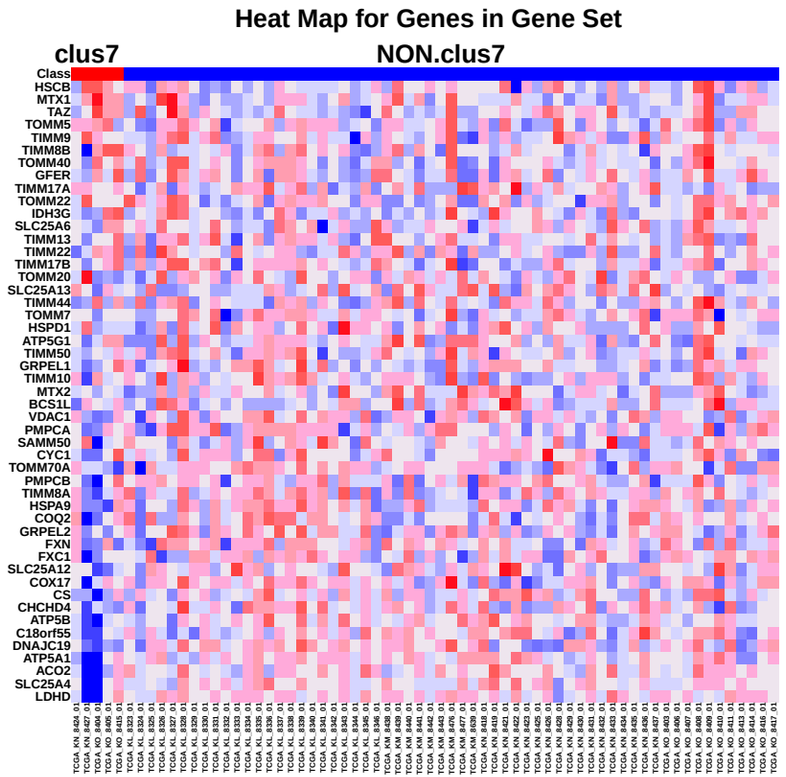
Heat Map for Genes in Gene Set
clus7
NON.clus7
Class
HSCB
MTX1
TAZ
TOMM5
TIMM9
TIMM8B
TOMM40
GFER
TIMM17A
TOMM22
IDH3G
SLC25A6
TIMM13
TIMM22
TIMM17B
TOMM20
SLC25A13
TIMM44
TOMM7
HSPD1
ATP5G1
TIMM50
GRPEL1
TIMM10
MTX2
BCS1L
VDAC1
PMPCA
SAMM50
CYC1
TOMM70A
PMPCB
TIMM8A
HSPA9
COQ2
GRPEL2
FXN
FXC1
SLC25A12
COX17
CS
CHCHD4
ATP5B
C18orf55
DNAJC19
ATP5A1
ACO2
SLC25A4
LDHD