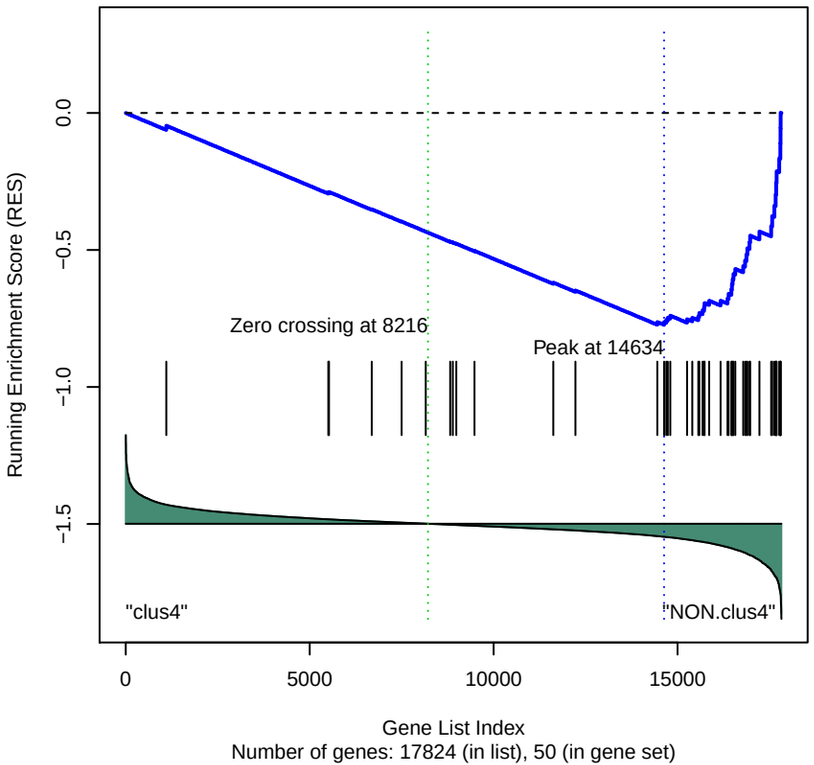
CTOME_DEPOSITION_OF_NEW_CENPA_CONTAINING_NUCLEOSOMES
Running Enrichment Score (RES)
0.0
−0.5
−1.0
−1.5
Zero crossing at 8216
Peak at 14634
"clus4"
"NON.clus4"
0
5000
10000
15000
Gene List Index
Number of genes: 17824 (in list), 50 (in gene set)

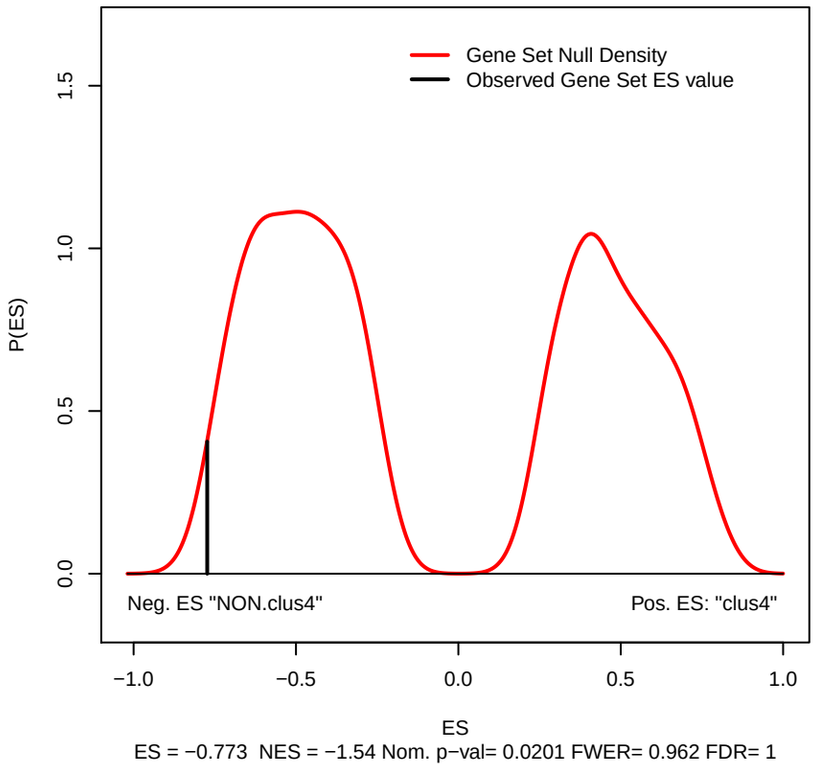
Gene Set Null Distribution
Gene Set Null Density
Observed Gene Set ES value
P(ES)
0.0
0.5
1.0
1.5
Neg. ES "NON.clus4"
Pos. ES: "clus4"
−1.0
−0.5
0.0
0.5
1.0
ES
ES = −0.773 NES = −1.54 Nom. p−val= 0.0201 FWER= 0.962 FDR= 1

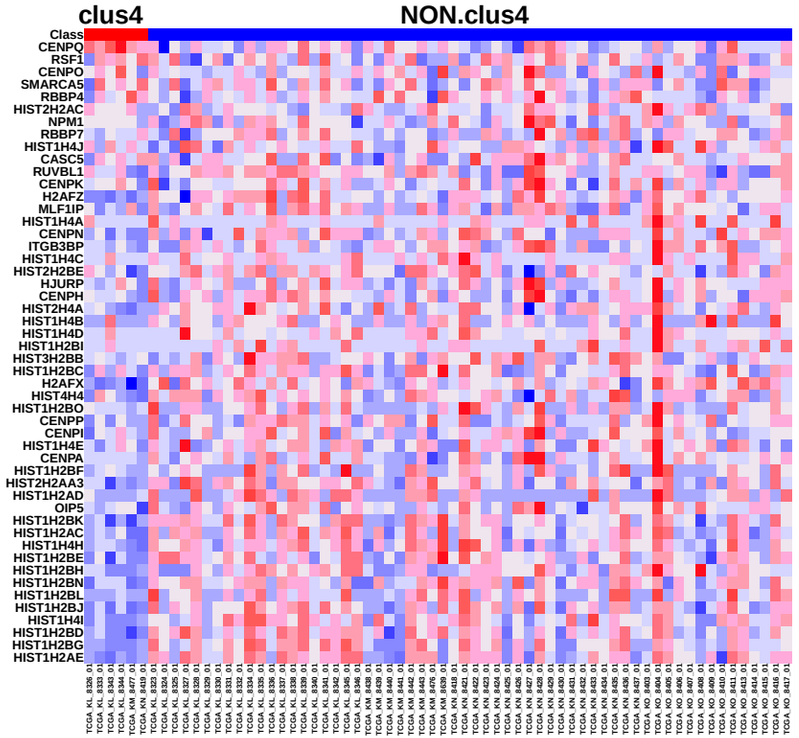
Heat Map for Genes in Gene Set
clus4
NON.clus4
Class
CENPQ
RSF1
CENPO
SMARCA5
RBBP4
HIST2H2AC
NPM1
RBBP7
HIST1H4J
CASC5
RUVBL1
CENPK
H2AFZ
MLF1IP
HIST1H4A
CENPN
ITGB3BP
HIST1H4C
HIST2H2BE
HJURP
CENPH
HIST2H4A
HIST1H4B
HIST1H4D
HIST1H2BI
HIST3H2BB
HIST1H2BC
H2AFX
HIST4H4
HIST1H2BO
CENPP
CENPI
HIST1H4E
CENPA
HIST1H2BF
HIST2H2AA3
HIST1H2AD
OIP5
HIST1H2BK
HIST1H2AC
HIST1H4H
HIST1H2BE
HIST1H2BH
HIST1H2BN
HIST1H2BL
HIST1H2BJ
HIST1H4I
HIST1H2BD
HIST1H2BG
HIST1H2AE