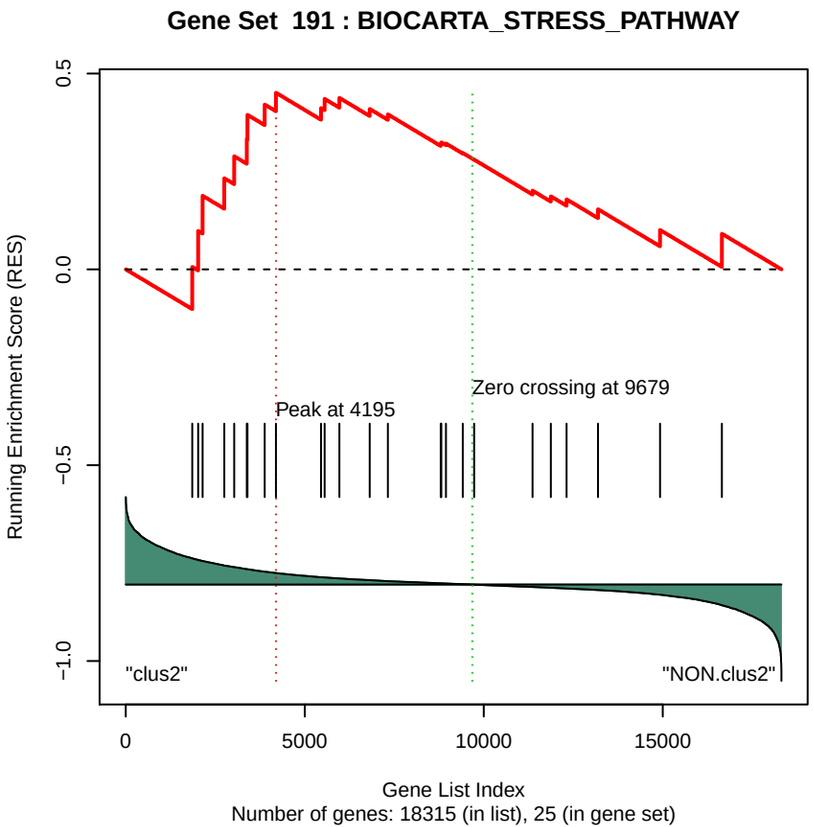
Gene Set 191 : BIOCARTA_STRESS_PATHWAY
Running Enrichment Score (RES)
0.5
0.0
−0.5
−1.0
Peak at 4195
Zero crossing at 9679
"clus2"
"NON.clus2"
0
5000
10000
15000
Gene List Index
Number of genes: 18315 (in list), 25 (in gene set)

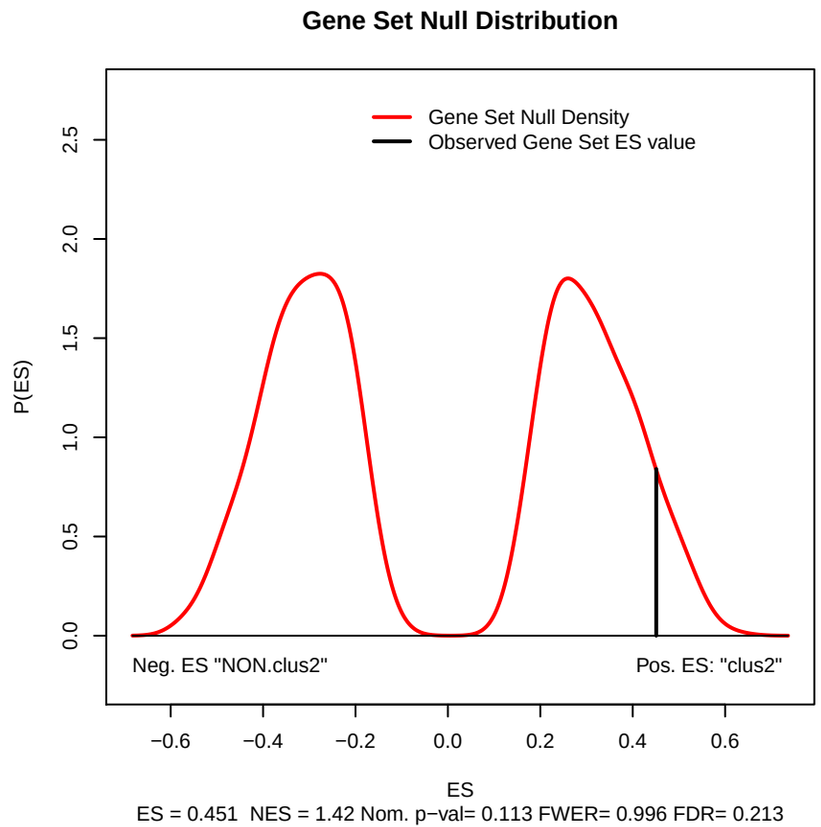
Gene Set Null Distribution
Gene Set Null Density
Observed Gene Set ES value
P(ES)
0.0
0.5
1.0
1.5
2.0
2.5
Neg. ES "NON.clus2"
Pos. ES: "clus2"
−0.6
−0.4
−0.2
0.0
0.2
0.4
0.6
ES
ES = 0.451 NES = 1.42 Nom. p−val= 0.113 FWER= 0.996 FDR= 0.213

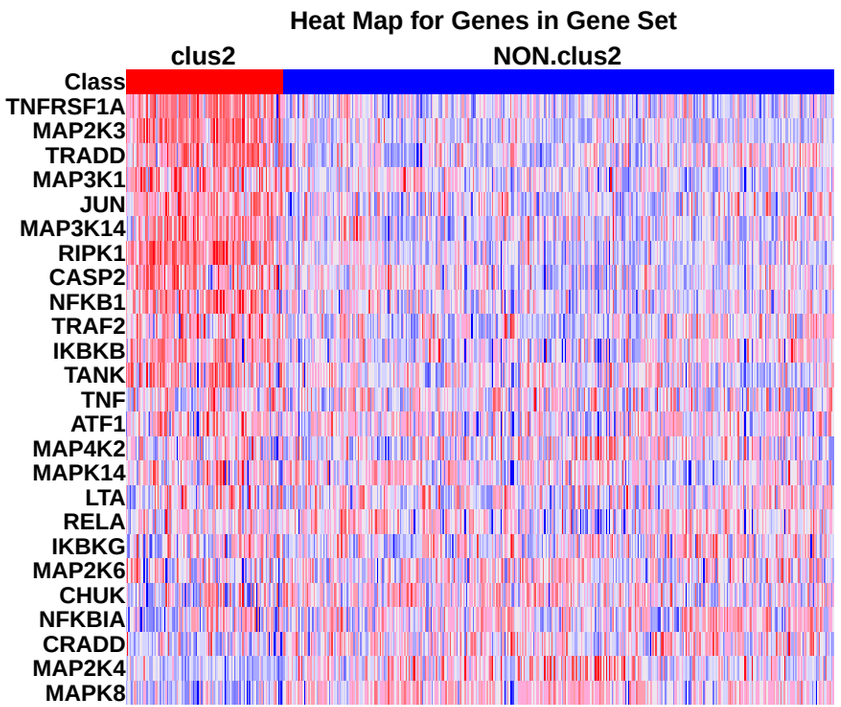
Heat Map for Genes in Gene Set
clus2
NON.clus2
Class
TNFRSF1A
MAP2K3
TRADD
MAP3K1
JUN
MAP3K14
RIPK1
CASP2
NFKB1
TRAF2
IKBKB
TANK
TNF
ATF1
MAP4K2
MAPK14
LTA
RELA
IKBKG
MAP2K6
CHUK
NFKBIA
CRADD
MAP2K4
MAPK8