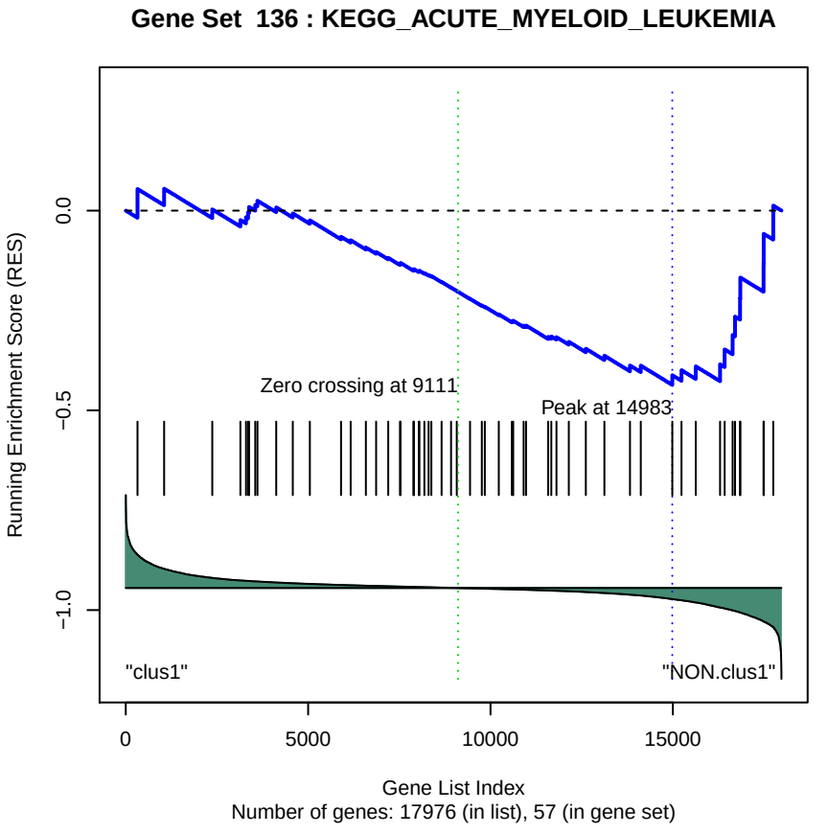
Gene Set 136 : KEGG_ACUTE_MYELOID_LEUKEMIA
Running Enrichment Score (RES)
0.0
−0.5
−1.0
Zero crossing at 9111
Peak at 14983
"clus1"
"NON.clus1"
0
5000
10000
15000
Gene List Index
Number of genes: 17976 (in list), 57 (in gene set)

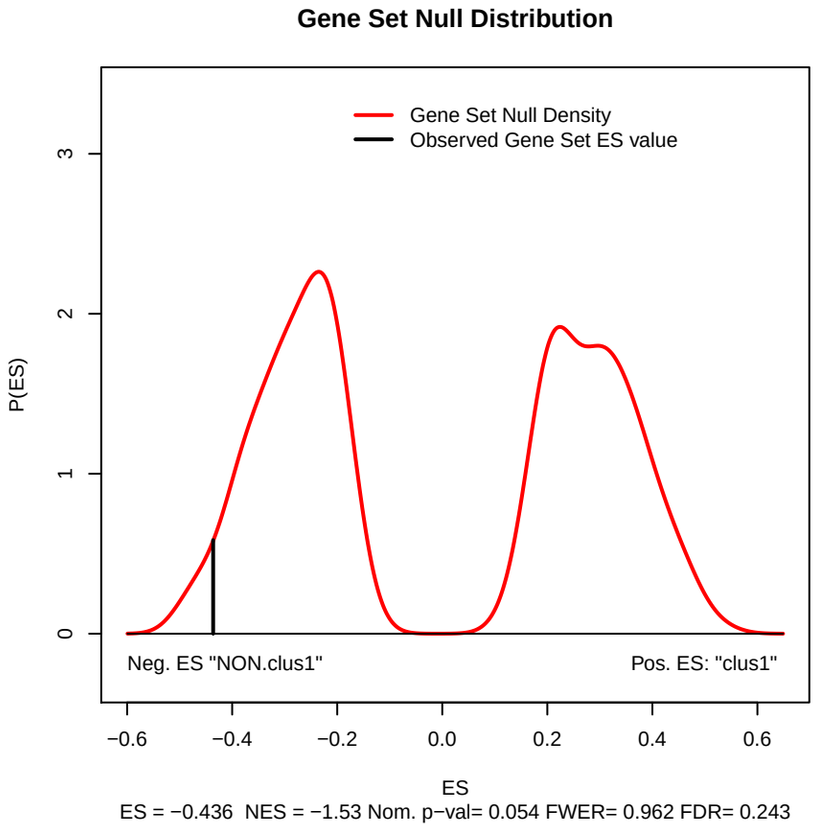
Gene Set Null Distribution
Gene Set Null Density
Observed Gene Set ES value
P(ES)
0
1
2
3
Neg. ES "NON.clus1"
Pos. ES: "clus1"
−0.6
−0.4
−0.2
0.0
0.2
0.4
0.6
ES
ES = −0.436 NES = −1.53 Nom. p−val= 0.054 FWER= 0.962 FDR= 0.243

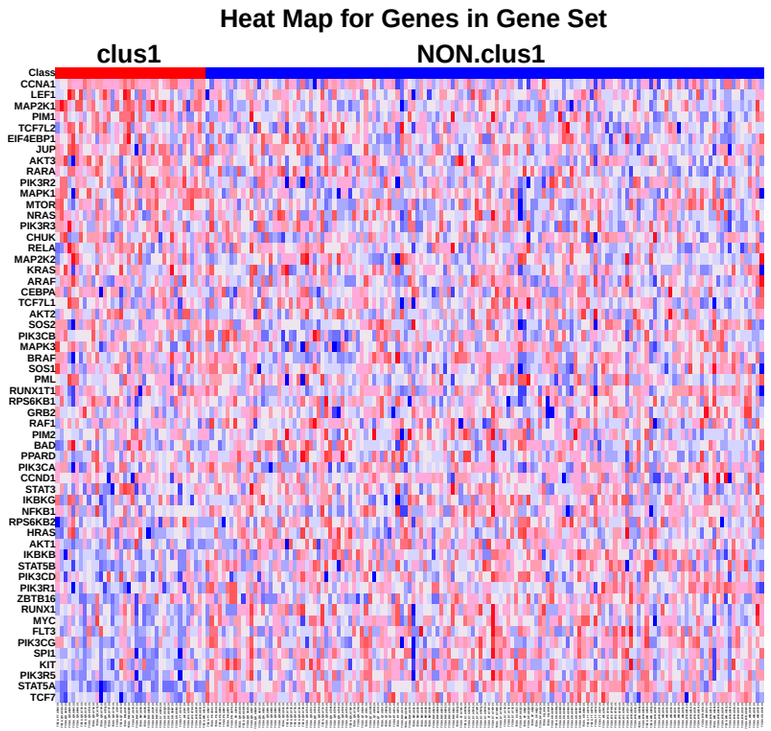
Heat Map for Genes in Gene Set
clus1
NON.clus1
Class
CCNA1
LEF1
MAP2K1
PIM1
TCF7L2
EIF4EBP1
JUP
AKT3
RARA
PIK3R2
MAPK1
MTOR
NRAS
PIK3R3
CHUK
RELA
MAP2K2
KRAS
ARAF
CEBPA
TCF7L1
AKT2
SOS2
PIK3CB
MAPK3
BRAF
SOS1
PML
RUNX1T1
RPS6KB1
GRB2
RAF1
PIM2
BAD
PPARD
PIK3CA
CCND1
STAT3
IKBKG
NFKB1
RPS6KB2
HRAS
AKT1
IKBKB
STAT5B
PIK3CD
PIK3R1
ZBTB16
RUNX1
MYC
FLT3
PIK3CG
SPI1
KIT
PIK3R5
STAT5A
TCF7