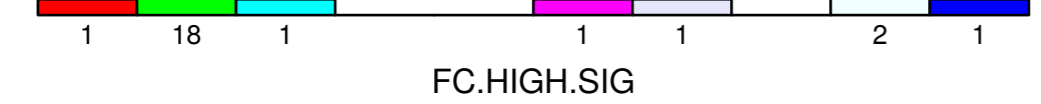
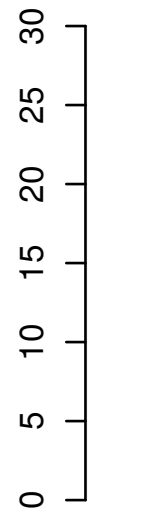
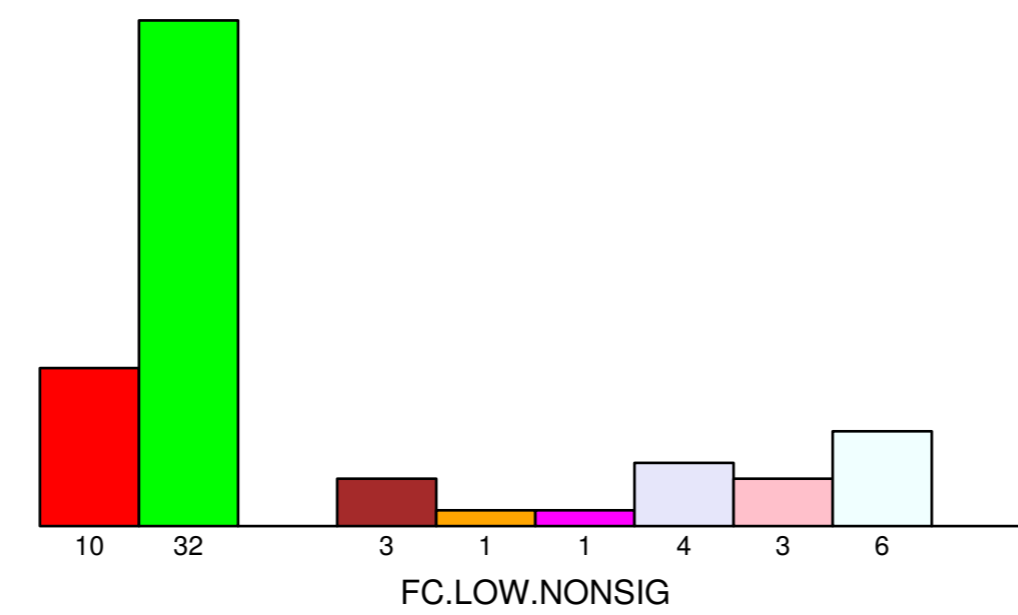


HISTOLOGICAL_TYPE

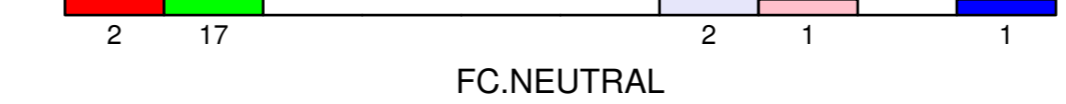
number of cases



FC.HIGH.SIG



FC.LOW.NONSIG



FC.NEUTRAL

- ACINAR ADENOCARCINOMA
- ADENOCARCINOMA
- BASALOID SQUAMOUS CELL CARCINOMA
- INVASIVE MUCINOUS ADENOCARCINOMA
- LEPIDIC ADENOCARCINOMA
- MICROPAPILLARY ADENOCARCINOMA
- OTHER
- PAPILLARY ADENOCARCINOMA
- SOLID ADENOCARCINOMA
- SQUAMOUS CELL CARCINOMA

Fisher's exact test P = 0.396