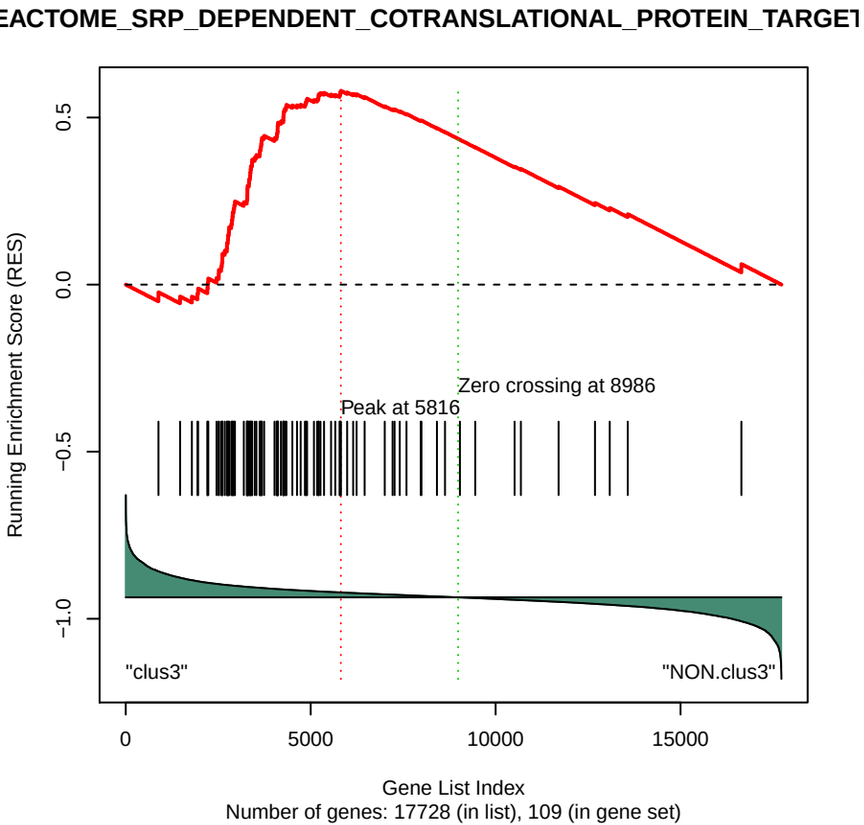
EACTOME_SRP_DEPENDENT_COTRANSLATIONAL_PROTEIN_TARGET
Running Enrichment Score (RES)
0.5
0.0
−0.5
−1.0
Zero crossing at 8986
Peak at 5816
"clus3"
"NON.clus3"
0
5000
10000
15000
Gene List Index
Number of genes: 17728 (in list), 109 (in gene set)

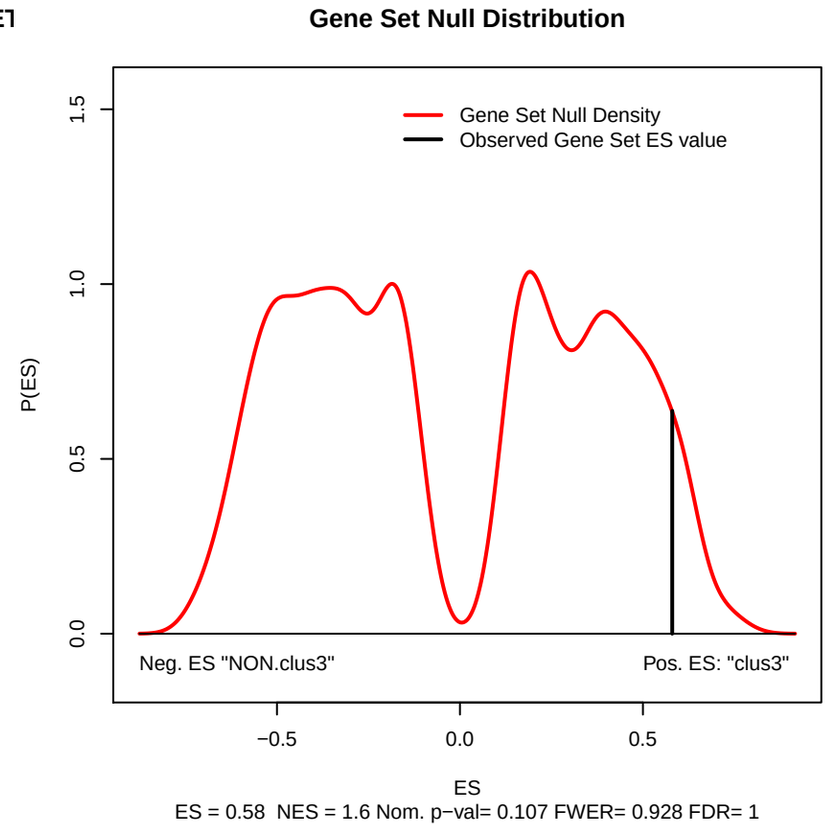
Gene Set Null Distribution
Gene Set Null Density
Observed Gene Set ES value
P(ES)
1.5
1.0
0.5
0.0
Neg. ES "NON.clus3"
Pos. ES: "clus3"
−0.5
0.0
0.5
ES
ES = 0.58 NES = 1.6 Nom. p−val= 0.107 FWER= 0.928 FDR= 1


Heat Map for Genes in Gene Set
clus3
NON.clus3