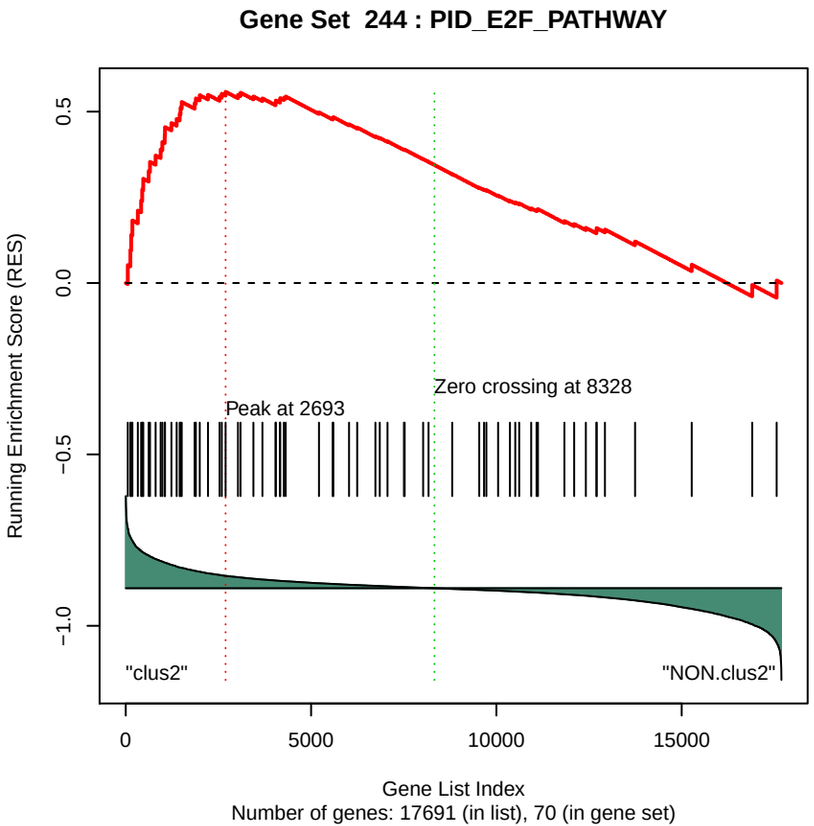
Gene Set 244 : PID_E2F_PATHWAY
Running Enrichment Score (RES)
0.5
0.0
−0.5
−1.0
Peak at 2693
Zero crossing at 8328
"clus2"
"NON.clus2"
0
5000
10000
15000
Gene List Index
Number of genes: 17691 (in list), 70 (in gene set)

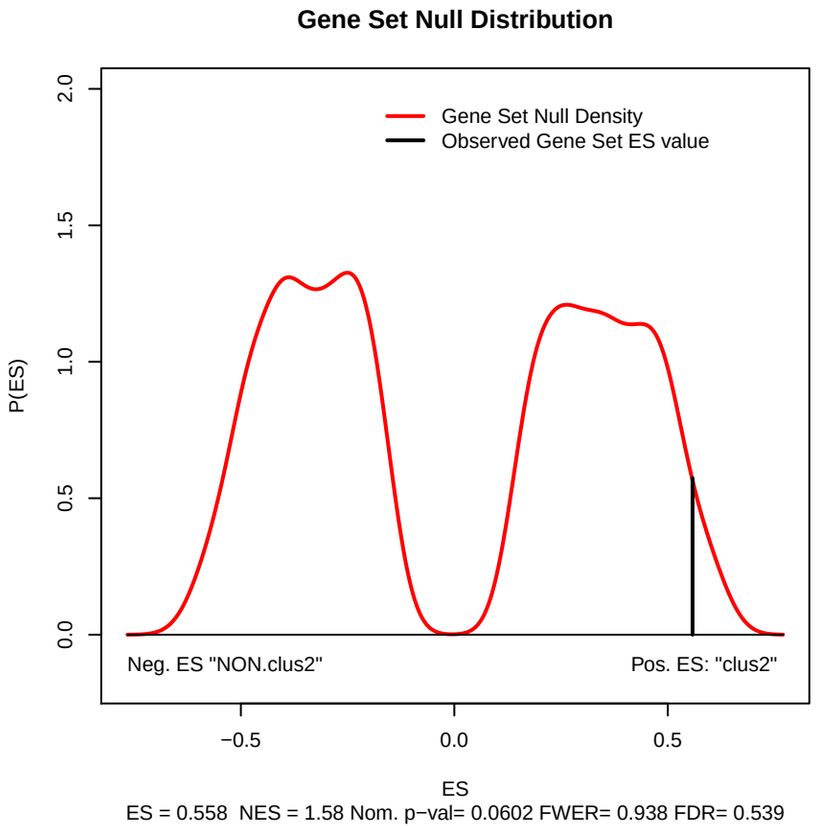
Gene Set Null Distribution
Gene Set Null Density
Observed Gene Set ES value
P(ES)
2.0
1.5
1.0
0.5
0.0
Neg. ES "NON.clus2"
Pos. ES: "clus2"
−0.5
0.0
0.5
ES
ES = 0.558 NES = 1.58 Nom. p−val= 0.0602 FWER= 0.938 FDR= 0.539

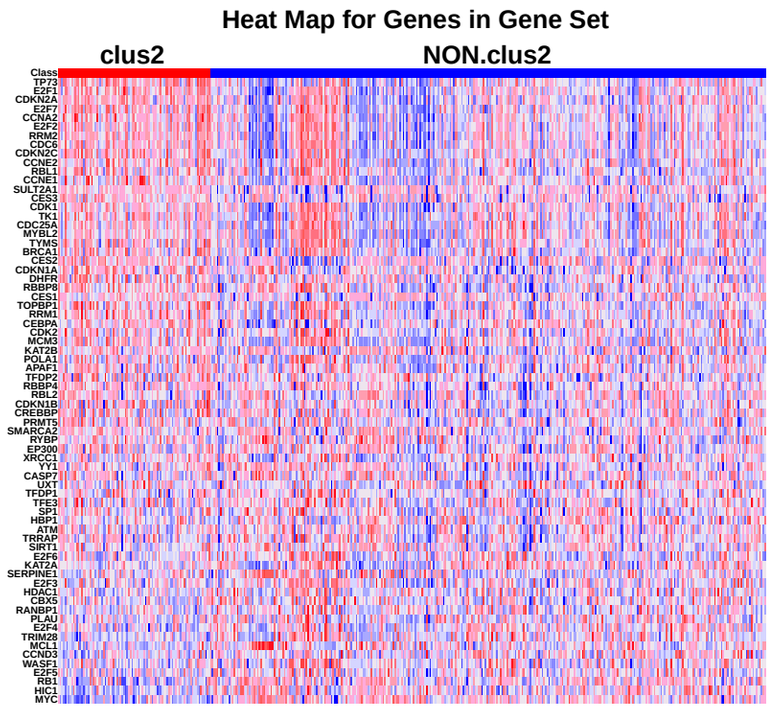
Heat Map for Genes in Gene Set
clus2
NON.clus2
Class
TP73
E2F1
CDKN2A
E2F7
CCNA2
E2F2
RRM2
CDC6
CDKN2C
CCNE2
RBL1
CCNE1
SULT2A1
CES3
CDK1
TK1
CDC25A
MYBL2
TYMS
BRCA1
CES2
CDKN1A
DHFR
RBBP8
CES1
TOPBP1
RRM1
CEBPA
CDK2
MCM3
KAT2B
POLA1
APAF1
TFDP2
RBBP4
RBL2
CDKN1B
CREBBP
PRMT5
SMARCA2
RYBP
EP300
XRCC1
YY1
CASP7
UXT
TFDP1
TFE3
SP1
HBP1
ATM
TRRAP
SIRT1
E2F6
KAT2A
SERPINE1
E2F3
HDAC1
CBX5
RANBP1
PLAU
E2F4
TRIM28
MCL1
CCND3
WASF1
E2F5
RB1
HIC1
MYC