



























- | | | | |
|---|---|---|-------------------|
|  | DNA-binding (experimentally determined) |  | Nonsense_Mutation |
|  | Interaction with CCAR2. {ECO:0000269 PubMed:257328} |  | Frame_Shift_Del |
|  | Interaction with HRMT1L2. {ECO:0000269 PubMed:1518} |  | Splice_Site |
|  | Transcription activation (acidic). |  | Missense_Mutation |
|  | Interaction with WWOX | | |
|  | Interaction with HIPK1. ECO:0000250. | | |
|  | Required for interaction with ZNF385A. {ECO:000026} | | |
|  | Required for interaction with FBXO42. {ECO:0000269} | | |
|  | Interaction with AXIN1. ECO:0000250. | | |
|  | Interaction with the 53BP2 SH3 domain. | | |
|  | Interaction with E4F1. {ECO:0000269 PubMed:1064499} | | |
|  | Interaction with DNA | | |
|  | Interaction with CARM1. {ECO:0000269 PubMed:151867} | | |
|  | Interaction with HIPK2. | | |
|  | Oligomerization. | | |
|  | Interaction with USP7 | | |
|  | Basic (repression of DNA-binding). | | |
|  | TAD1 | | |
|  | TAD2 | | |
|  | Bipartite nuclear localization signal. | | |
|  | Nuclear export signal. | | |
|  | [KR]-[STA]-K motif. | | |